



AC 750

Wi-Fi Range Extender RE210

Highlights

- **AC750** – Expanded dual band up to 750Mbps
- **External Antennas** – For better Wi-Fi coverage and reliable connections
- **Gigabit Ethernet Port** – Connect a wired device to your network at gigabit speed
- **High Speed Mode** – Use both Wi-Fi bands to create a lightning-fast connection with one band sending data and the other receiving it.

Description

With next generation Wi-Fi technology - 802.11ac, TP-LINK's range extender RE210 connects to your router wirelessly, strengthening and expanding its signal into areas it can't reach on its own.

Features



Speed

- Concurrent Dual Band Wi-Fi – Provides faster dual band Wi-Fi access up to 750Mbps with next generation Wi-Fi standard - 802.11ac technology.
- Gigabit Ethernet Port – Act as a wireless adapter to connect wired devices at gigabit speed.
- High Speed Mode – With High-Speed technology, RE210 makes the best use of both Wi-Fi bands to establish super speedy connections, ideal for bandwidth-intensive tasks.



Reliability

- Reliable Connection – Two external antennas for better Wi-Fi coverage and reliable wireless connections.

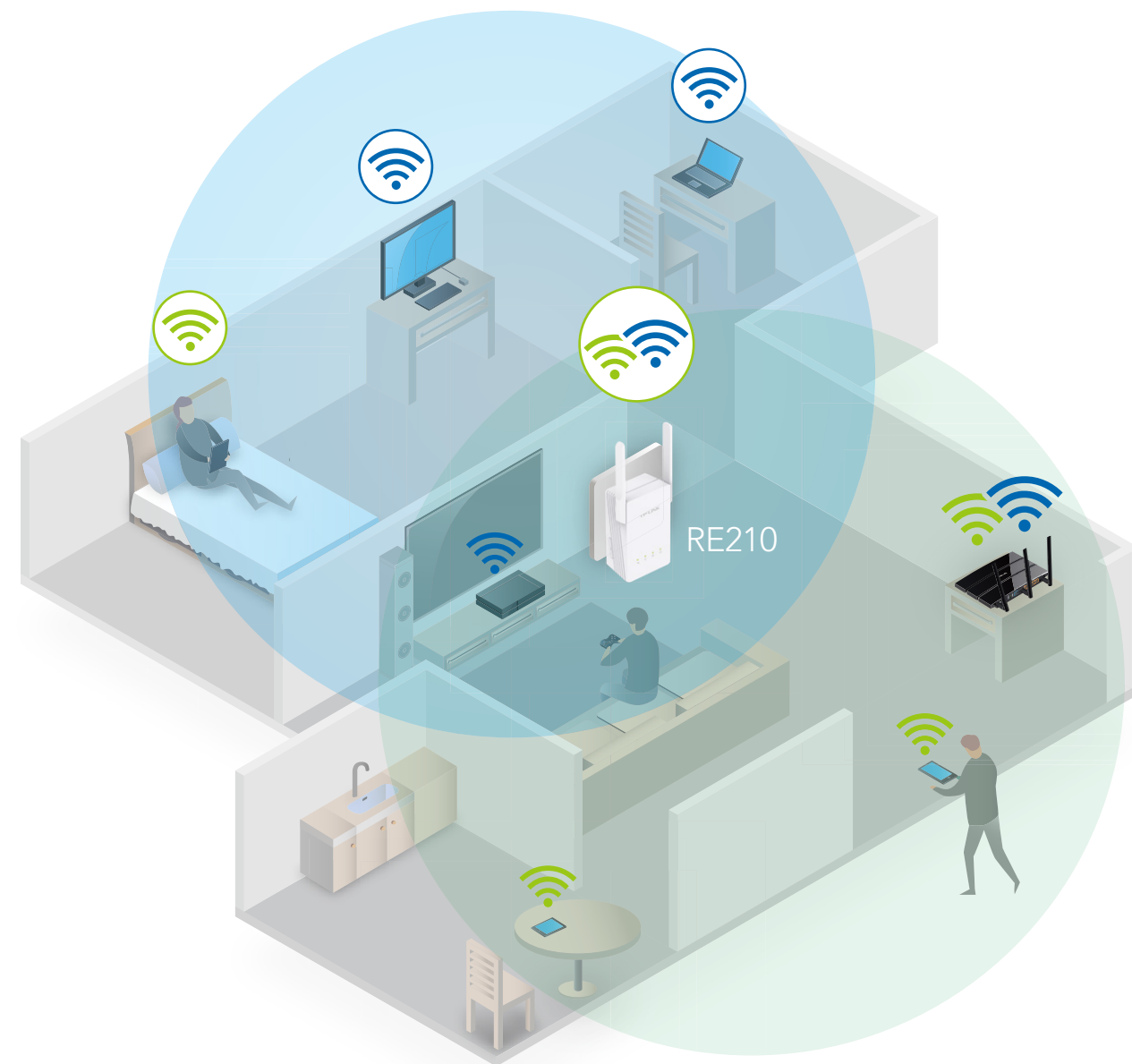






Ease of Use

- Smart Signal Indicator – Smart signal lights help to find the best location for optimal Wi-Fi coverage by showing the signal strength.
- One Button Encryption – Press the WPS button on your router and the Range Extender button on your RE210 within 2 minutes to easily connect to the network.

Boost Wi-Fi Coverage

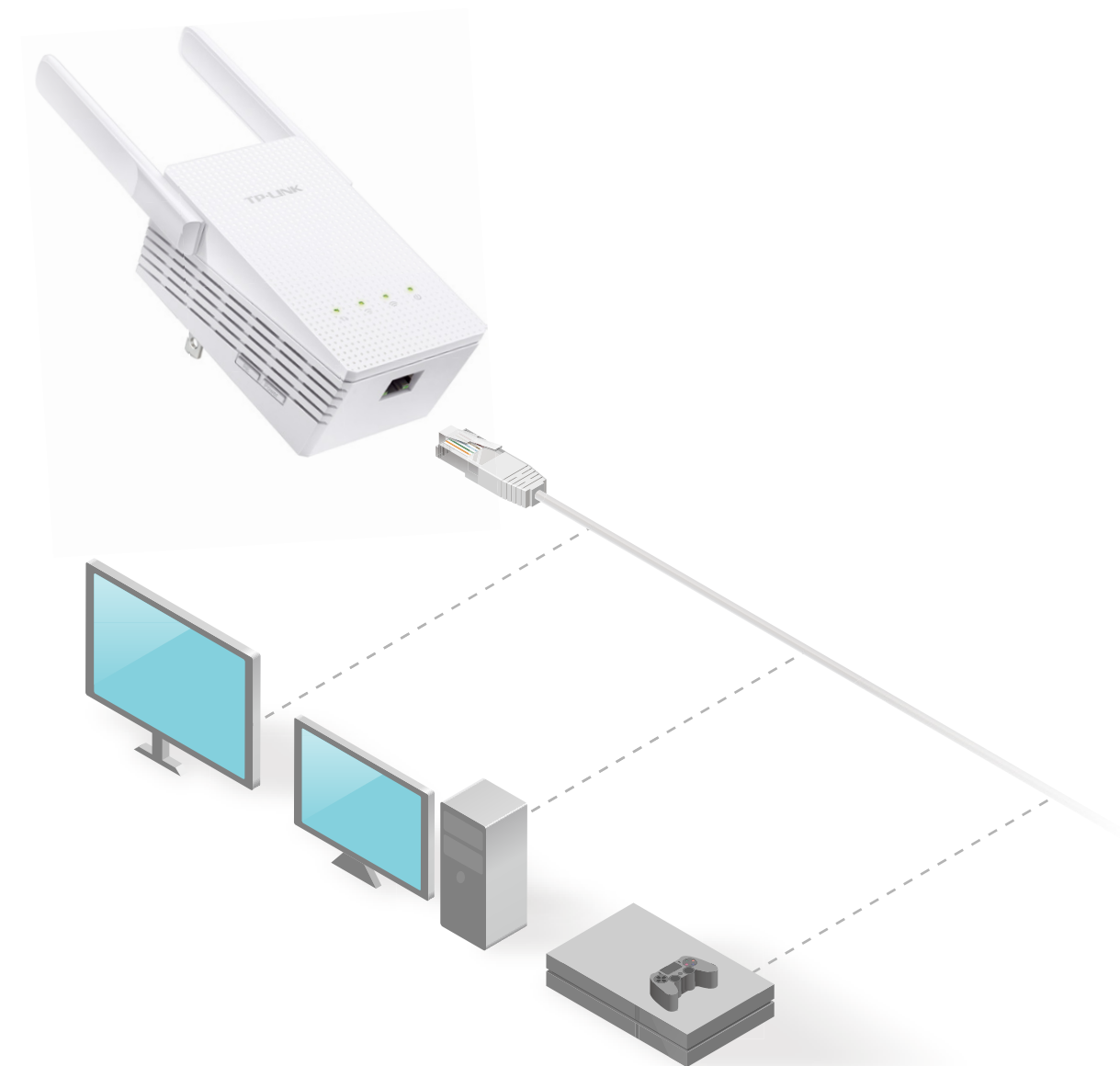
RE210 boosts your existing Wi-Fi range & delivers faster wireless speed in hard-to-reach area, providing reliable connections for laptops, smartphones, tablets and other wireless-enabled devices.



-  5GHz Wi-Fi
-  2.4GHz Wi-Fi
-  Existing Router Coverage
-  Expanded Extender Coverage

Entertainment Adapter

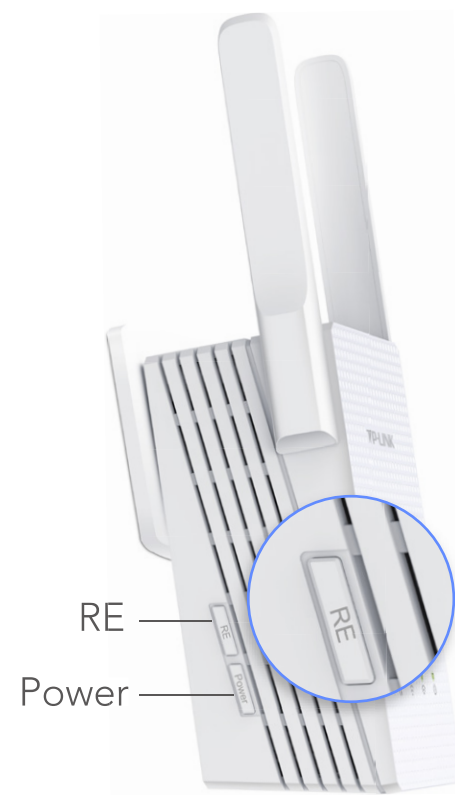

The RE210's single Ethernet port allows the Extender to function as a wireless adapter to connect wired devices like Blu-ray® players, gaming consoles, DVRs and Internet TVs. At the same time, the device can share the wireless network as well.



Specifications

Hardware

- **Standards and protocols:** IEEE 802.11ac, IEEE 802.11n, IEEE 802.11g, IEEE 802.11b
- **Interface:** 1*10/100/1000M Ethernet Port(RJ45)
- **Plug Type:** EU, UK, US
- **Button:** RE (Range Extender) Button, Reset Button, LED Button, Power Button
- **Dimensions (W X D X H):** 3.7x2.1x3.0in. (94 x 54 x 75.2mm)
- **Antenna:** 2*external
- **Power Consumption:** About 6.5W



Wireless

- **Frequency:** 2.4GHz & 5GHz(11ac)
- **Signal Rate:** 5GHz: Up to 433Mbps, 2.4GHz: Up to 300Mbps
- **Reception Sensitivity:** 2.4GHz:
 - 270M: -70dBm@10% PER
 - 130M: -70dBm@10% PER
 - 108M: -73dBm@10% PER
 - 54M: -75dBm@10% PER
 - 11M: -86dBm@8% PER
 - 6M: -92dBm@10% PER
 - 1M: -94dBm@8% PER
- 5GHz:
 - 390M: -60dBm@10% PER
 - 29.3M: -83dBm@10% PER
 - 80M: -64dBm@10% PER
 - 13.5M: -87dBm@10% PER
 - 78M: -68dBm@10% PER
 - 6.5M: -90dBm@10% PER
 - 54M: -75dBm@10% PER
 - 6M: -90dBm@10% PER
- **Transmit Power:** <20 dBm (EIRP)
- **Wireless Modes:** Range Extender
- **Wireless Security:** 64/128-bit WEP, WPA-PSK/WPA2-PSK

Specifications

Others

Package Contents

- AC750 Wi-Fi Range Extender RE210
- RJ-45 Ethernet Cable
- Quick Installation Guide

Certification

- CE, FCC, RoHS

System Requirements

- Microsoft® Windows® 98SE, NT, 2000, XP, Vista or Windows 7, 8, Mac® OS, NetWare®, UNIX® or Linux

Environment

- Operating Temperature: 0°C ~40°C (32°F ~104°F)
- Storage Temperature: -40°C ~70°C (-40°F ~158°F)
- Operating Humidity: 10%~90% non-condensing
- Storage Humidity: 5%~90% non-condensing



For more information, please visit

<http://tp-link.com/en/products/details/?categoryid=&model=RE210>

or scan the QR code left

Specifications are subject to change without notice. TP-LINK is a registered trademark of TP-LINK Technologies CO., Ltd. Other brands and product names are trademarks or registered trademarks of their respective holders. No part of the specifications may be reproduced in any form or by any means or used to make any derivative such as translation, transformation, or adaptation without permission from TP-LINK Technologies CO., Ltd.
Maximum wireless speed of up to 750Mbps is the theoretical data rate derived from IEEE standard 802.11 specifications. Actual data throughput and wireless coverage will vary due to network conditions and environmental factors including volume of network track, building materials and construction, network overhead, actual data throughput rate, and wireless coverage.

Similar Products



- AC750 Wi-Fi Range Extender RE200



- 300Mbps Wi-Fi Range Extender with AC Passthrough TL-WA860RE

www.tp-link.com