



Smart Wi-Fi Plug Installation

- 1 Download **TP-Link Kasa** from the App Store or Google Play.


OR scan
QR code

- 2 Connect your mobile device to a **2.4GHz Wi-Fi** network.

*Note: The Smart Plug **only** supports the 2.4GHz networks.*



- 3 Launch **Kasa** and follow the in-app instructions to connect the Smart Plug to your network.




Note: The U.S. plug version is used throughout the Kasa app.

Support

If you encounter any issues during installation or configuration, please visit www.tp-link.com/support for web support and troubleshooting information.

Smart Wi-Fi Plug



 Press and hold for 5 seconds or until the Wi-Fi LED blinks amber and green alternately to initiate the App-Config process.

Press and hold for 10 seconds or until the Wi-Fi LED blinks amber rapidly to factory reset the Smart Plug.

 **Blinking Amber and Green:** App-Config mode initiated.


Quick Blinking Green: Connecting to the network.

Solid Green: Connected to the network.

Quick Blinking Amber: Factory reset.

Solid Amber: Rebooting.

Solid Red: No network connection.

 **Solid Green:** The Smart Plug is switched on.
Off: The Smart Plug is switched off.

Troubleshooting

1. What devices can I control with the Smart Plug?

You can control lights, fans, humidifiers, portable heaters, and any small appliances in accordance with the Smart Plug's specifications.

2. What should I do when I can't turn devices on or off?

- Make sure the devices connected to the Smart Plug are turned on.
- Make sure your mobile device and the Smart Plug are connected to the same network.

3. What should I do when the Wi-Fi LED is lit solid red?

A solid red indicates no network connection, or that the App-Config process has failed. You can:

- Check your network connectivity.
- Check for Wi-Fi interference or relocate the Smart Plug to another location within the signal range.
- Repeat the App-Config process.
- Factory reset the Smart Plug and try to add it again.

4. How do I pair the Smart Plugs with Amazon Echo?

Visit www.tp-link.com/en/faq-944.html or within the Kasa Help section for pairing instructions.