



## Smart Wi-Fi Plug Installation

- 1 Download **Kasa for Mobile** from the App Store or Google Play.

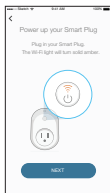
OR scan  
QR code

- 2 Connect your mobile device to a **2.4GHz Wi-Fi** network.

*Note: The Smart Plug **only** supports 2.4GHz networks.*



- 3 Launch **Kasa** and follow the in-app instructions to connect the Smart Plug to your network.




*Note: The U.S. plug version is used throughout the Kasa app.*

## Support


- 1 Visit [www.tp-link.com/support](http://www.tp-link.com/support) for technical support and troubleshooting information.

## Smart Wi-Fi Plug



 Press and hold for 5 seconds until the Wi-Fi LED blinks amber and green alternately to restart the configuration process.

Press and hold for 10 seconds until the Wi-Fi LED blinks amber rapidly to factory reset.

 **Blinking Amber and Green:** Configuring.  
**Quick Blinking Green:** Connecting to the network.

**Solid Green:** Connected to the network.

**Quick Blinking Amber:** Factory resetting.

**Solid Amber:** Rebooting.

**Solid Red:** No network connection.

 **Solid Green:** The Smart Plug is switched on.  
**Off:** The Smart Plug is switched off.

## Troubleshooting

### 1. What devices can I control with the Smart Plug?

You can control lights, fans, humidifiers, portable heaters, and any small appliances in accordance with the Smart Plug's specifications.

### 2. What should I do when I can't turn devices on or off?

- Make sure the devices connected to the Smart Plug are turned on.
- Make sure your mobile device and the Smart Plug are connected to the same network.

### 3. What should I do when the Wi-Fi LED is lit solid red?

A red LED light indicates no network connection.

- Check your network connectivity.
- Relocate the Smart Plug. Avoid placing the Smart Plug near potential sources of radio signal interference.
- Repeat the configuration process.
- Factory reset the Smart Plug and try to add it again.

### 4. How do I pair the Smart Plugs with Amazon Echo?

Visit [www.tp-link.com/en/faq-944.html](http://www.tp-link.com/en/faq-944.html) or within the Kasa Help section for pairing instructions.

TP-Link hereby declares that the device is in compliance with the essential requirements and other relevant provisions of directives 2014/53/EU, 2009/125/EC and 2011/65/EU. The original EU declaration of conformity may be found at <http://www.tp-link.com/en/ce>.