


# JetStream T2600G Series L2 Managed Switches Datasheet

MODEL: T2600G-18TS(TL-SG3216)  
T2600G-28TS(TL-SG3424)  
T2600G-28MPS(TL-SG3424P)  
T2600G-28SQ  
T2600G-52TS(TL-SG3452)



## Overview

TP-Link's JetStream T2600G Series provide high performance, powerful L2 and L2+ features like static routing, enterprise-level QoS, advanced security strategies and a bundle of ISP features. The IP-MAC-Port Binding (IMPB) and Access Control List (ACL) functions protect against broadcast storm, ARP and Denial-of-Service (DoS) attacks, etc. Quality of Service (QoS, L2 to L4) provides enhanced traffic management capabilities to move your data smoother and faster. The OAM and DDM functions help facilitates network management. Moreover, the easy-to-use web management interfaces, along with CLI, SNMP and Dual Image mean faster setup and configuration with less downtime. TP-Link JetStream L2 managed Switches T2600G series provide a reliable, secure solution for enterprise, campus and ISP networks.

## Networking Security

The T2600G series provide IP-MAC-Port Binding, Port Security, Storm control and DHCP Snooping which protect against broadcast storms, ARP attacks, etc. It integrates some typical DoS attacks to select. You can protect these attacks more easily ever than before. In addition, the Access Control Lists (ACL, L2 to L4) feature restricts access to sensitive network resources by denying packets based on source and destination MAC address, IP address, TCP/UDP ports and even VLAN ID. Moreover, the switch supports 802.1X authentication, which is used in conjunction with a RADIUS/TACACS+ server to require some authentication information before access to the network is allowed.

## Advanced QoS features

To integrate voice, data and video service on one traffic based on a variety of means including IP or MAC address, TCP or UDP port number, etc. to ensure that voice and video are always clear, smooth and jitter free. In conjunction with the Voice VLAN the switch supporting, the voice applications will operate with much smoother performance.

## Abundant L2 and L2+ features

The T2600G series support a complete lineup of L2 features, including 802.1Q VLAN, Port Mirroring, STP/RSTP/MSTP, Link Aggregation Control Protocol and 802.3x Flow Control function. Any more, the switch provides advanced features for network maintenance. Such as Loopback Detection, Cable Diagnostics and IGMP Snooping. IGMP snooping ensures the switch intelligently forward the multicast stream only to the appropriate subscribers while IGMP throttling & filtering restrict each subscriber on a port level to prevent unauthorized multicast access. Moreover, T2600G series supports L2+ feature-static routing, which is a simple way to provide segmentation of the network with internal routing through the switch and helps network traffic for more efficient use.

## ISP Features

The T2600G series support a bundle of ISP features such as 802.3ah OAM\*, DDM\*, sFlow, QinQ, L2PT PPPoE ID Insertion, IGMP authentication etc. 802.3ah OAM and Device Link Detection Protocol (DLDP) functions improve monitor and troubleshoot Ethernet networks, help facilitate network management. DDM(Digital Diagnostic Monitoring) function helps view the status of SFP modules inserting to the Switch and to configure alarm settings, warning settings, temperature threshold settings, voltage threshold settings, bias current threshold settings, TX power threshold settings, and Rx power threshold settings.

## Enterprise Level Management Features

TP-Link's new T2600 Series are easy to use and manage. It supports various user-friendly standard management features, such as intuitive web-based Graphical User Interface (GUI), industry-standard Command Line Interface (CLI), SNMP (v1/2/3), and RMON. This allows the switch to provide valuable status information and send reports on abnormal events. It also supports Dual Image and Dual Configuration to provide improved reliability and network uptime.

## IPv6 Support






The T2600G series support various IPv6 functions such as Dual IPv4/IPv6 Stack, MLD Snooping, IPv6 ACL, DHCPv6 Snooping, IPv6 Interface, Path Maximum Transmission Unit (PMTU) Discovery and IPv6 Neighbor Discovery, which guarantees your network is ready for the Next Generation Network (NGN) without upgrading your network equipment.

\*1 T2600G-28TS/28MPS/28SQ/52TS support OAM

\*2 T2600G-28TS/28MPS/28SQ/18TS support DDM

# Specifications

## Hardware Specifications & Performance

Product Pictures							
Model		T2600G-18TS	T2600G-28TS	T2600G-28MPS	T2600G-28SQ	T2600G-52TS	
General	Interfaces	16 10/100/1000Mbps RJ45 Ports, 2 Gigabit SFP Slots	24 10/100/1000Mbps RJ45 Ports, 4 Gigabit SFP Slots		24 Gigabit SFP Slots, 4 Combo 10/100/1000Mbps RJ45 Ports, 4 10G SFP+ Slots	48 10/100/1000Mbps RJ45 Ports, 4 Gigabit SFP Slots	
	Console Port	1 RJ45 Console Port, 1 Micro-USB Console Port					
Performance	Switching Capacity	36Gbps	56Gbps	56Gbps	128Gbps	104Gbps	
	Forwarding Rate	26.8Mpps	41.7Mpps	41.7Mpps	95.2Mpps	77.4Mpps	
	MAC Address Table	8K	16K	16K	16K	16K	
	Packet Buffer Memory	4.1Mbit			16Mbit	12Mbit	
	Jumbo Frame	9KB					
Power over Ethernet (PoE)	PoE Standards			802.3at/af			
	PoE Capable Ports	/		Ports 1-24 (PoE+)	/		
	PoE Power Budget			384W			
Physical & Environment	Power Supply	100-240V AC, 50/60Hz					
	Max Power Consumption	11.47W (220V/50Hz)	15.33W (220V/50HZ)	18.26W (220V/50Hz) (no PD connected) 450.80W (110V/60HZ) (with 384W PD connected)	29.67W (220V/50Hz)	33.52W (220V/50Hz)	
	Max Heat Dissipation	39.14 BTU/h	52.30 BTU/h	62.30 BTU/h (no PD connected) 1536.68 BTU/h (with 384W PD connected)	101.23 BTU/h	114.37 BTU/h	
	Dimensions (W × D × H)	17.3*8.7*1.7 in. (440*220*44 mm)			17.3*13*1.7 in. (440*330*44 mm)	17.3*8.7*1.7 in. (440*220*44 mm)	
	Fan Quantity	Fanless			2	Fanless	
	Operating Temperature	0°C~40°C (32°F~104°F)					
	Storage Temperature	-40°C~70°C (-40°F~158°F)					
	Operating Humidity	10% ~ 90%RH, non-condensing					
	Storage Humidity	5%~90%RH, non-condensing					
	Certification	CE, FCC					

## Software Features

L2 Features	<ul style="list-style-type: none"> <li>• Link Aggregation <ul style="list-style-type: none"> <li>- static link aggregation</li> <li>- 802.3ad LACP</li> <li>- Up to 14 aggregation groups, containing 8 ports per group (T2600G-18TS, T2600G-28TS and T2600G-28MPS support 8 groups)</li> </ul> </li> <li>• Spanning Tree Protocol <ul style="list-style-type: none"> <li>- 802.1D STP</li> <li>- 802.1w RSTP</li> <li>- 802.1s MSTP</li> <li>- STP Security: TC Protect, BPDU Filter, Root Protect</li> </ul> </li> <li>• Loopback Detection</li> </ul>	<ul style="list-style-type: none"> <li>- Port based</li> <li>- VLAN based</li> <li>• Flow Control <ul style="list-style-type: none"> <li>- 802.3x Flow Control</li> <li>- HOL Blocking Prevention</li> </ul> </li> <li>• Mirroring <ul style="list-style-type: none"> <li>- Port Mirroring</li> <li>- CPU Mirroring</li> <li>- One-to-One</li> <li>- Many-to-One</li> <li>- Flow-Based</li> <li>- Tx/Rx/Both</li> </ul> </li> </ul>
L2 Multicast	<ul style="list-style-type: none"> <li>• Supports 1000 (IPv4,IPv6) IGMP groups (T2600G-18TS, T2600G-28TS and T2600G-28MPS support 512 groups)</li> <li>• IGMP Snooping <ul style="list-style-type: none"> <li>- IGMP v1/v2/v3 Snooping</li> <li>- Fast Leave</li> <li>- IGMP Snooping Querier</li> <li>- IGMP Authentication</li> <li>- Static Group Config</li> </ul> </li> <li>• IGMP Authentication</li> </ul>	<ul style="list-style-type: none"> <li>• MLD Snooping <ul style="list-style-type: none"> <li>- MLD v1/v2 Snooping</li> <li>- Fast Leave</li> <li>- MLD Snooping Querier</li> <li>- Static Group Config</li> <li>- Limited IP Multicast</li> </ul> </li> <li>• MVR</li> <li>• Multicast Filtering</li> </ul>
L3 Features	<ul style="list-style-type: none"> <li>• 16 IPv4/IPv6 Interfaces</li> <li>• Static Routing <ul style="list-style-type: none"> <li>- 48 static routes</li> </ul> </li> <li>• Static ARP</li> <li>• Proxy ARP</li> <li>• Gratuitous ARP</li> </ul>	<ul style="list-style-type: none"> <li>• DHCP Server</li> <li>• DHCP Relay <ul style="list-style-type: none"> <li>- DHCP Interface Relay</li> <li>- DHCP VLAN Relay</li> </ul> </li> <li>• DHCP L2 Relay</li> </ul>
VLAN	<ul style="list-style-type: none"> <li>• VLAN Group <ul style="list-style-type: none"> <li>- Max 4K VLAN Groups</li> </ul> </li> <li>• 802.1Q Tagged VLAN</li> <li>• MAC VLAN</li> <li>• Protocol VLAN</li> <li>• Private VLAN</li> </ul>	<ul style="list-style-type: none"> <li>• GVRP</li> <li>• VLAN VPN (QinQ) <ul style="list-style-type: none"> <li>- Port-Based QinQ</li> <li>- Selective QinQ</li> </ul> </li> <li>• Voice VLAN</li> </ul>
QoS	<ul style="list-style-type: none"> <li>• 8 priority queues</li> <li>• 802.1p CoS/DSCP priority</li> <li>• Queue scheduling <ul style="list-style-type: none"> <li>- SP (Strict Priority)</li> <li>- WRR (Weighted Round Robin)</li> <li>- SP+WRR</li> </ul> </li> <li>• Bandwidth Control <ul style="list-style-type: none"> <li>- Port/Flow based Rating Limiting</li> </ul> </li> </ul>	<ul style="list-style-type: none"> <li>• Smoother Performance</li> <li>• Actions for flows <ul style="list-style-type: none"> <li>- Mirror (to supported interface)</li> <li>- Redirect (to supported interface)</li> <li>- Rate Limit</li> <li>- QoS Remark</li> </ul> </li> </ul>
ACL	<ul style="list-style-type: none"> <li>• Supports up to 400 entries (up to 560 by SDM Template)</li> <li>• Time-based ACL</li> <li>• MAC ACL <ul style="list-style-type: none"> <li>- Source MAC</li> <li>- Destination MAC</li> <li>- VLAN ID</li> <li>- User Priority</li> <li>- Ether Type</li> </ul> </li> <li>• IP ACL <ul style="list-style-type: none"> <li>- Source IP</li> <li>- Destination IP</li> <li>- Fragment</li> <li>- IP Protocol</li> </ul> </li> </ul>	<ul style="list-style-type: none"> <li>- TCP Flag</li> <li>- TCP/UDP Port</li> <li>- DSCP/IP TOS</li> <li>- User Priority</li> <li>• Combined ACL</li> <li>• Packet Content ACL</li> <li>• IPv6 ACL</li> <li>• Policy <ul style="list-style-type: none"> <li>- Mirroring</li> <li>- Redirect</li> <li>- Rate Limit</li> <li>- QoS Remark</li> </ul> </li> <li>• ACL apply to Port/VLAN</li> </ul>

## Software Features

Security	<ul style="list-style-type: none"> <li>• IP-MAC-Port Binding               <ul style="list-style-type: none"> <li>- DHCP Snooping</li> <li>- ARP Inspection</li> <li>- IPv4 Source Guard</li> </ul> </li> <li>• IPv6-MAC-Port Binding               <ul style="list-style-type: none"> <li>- DHCPv6 Snooping</li> <li>- ND Detection</li> <li>- IPv6 Source Guard</li> </ul> </li> <li>• DoS Defend</li> <li>• Static/Dynamic Port Security               <ul style="list-style-type: none"> <li>- Up to 64 MAC addresses per port</li> </ul> </li> <li>• Broadcast/Multicast/Unicast Storm Control               <ul style="list-style-type: none"> <li>- kbps/ratio/pps control mode</li> </ul> </li> <li>• 802.1X               <ul style="list-style-type: none"> <li>- Port base authentication</li> <li>- Mac base authentication</li> <li>- VLAN Assignment</li> <li>- MAB</li> </ul> </li> </ul>	<ul style="list-style-type: none"> <li>- Guest VLAN</li> <li>- Support Radius authentication and accountability</li> <li>• AAA (including TACACS+)</li> <li>• Port Isolation</li> <li>• Secure web management through HTTPS with SSLv3/TLS1.0</li> <li>• Secure Command Line Interface (CLI) management with SSHv1/SSHv2</li> <li>• IP/Port/MAC based access control</li> </ul>
ISP Features	<ul style="list-style-type: none"> <li>• 802.3ah Ethernet Link OAM</li> <li>• DDM</li> <li>• L2PT (Layer 2 Protocol Tunneling)</li> <li>• MAC Notification</li> </ul>	<ul style="list-style-type: none"> <li>• Device Link Detect Protocol (DLDP)</li> <li>• sFlow</li> <li>• PPPoE ID Insertion</li> </ul>
Management	<ul style="list-style-type: none"> <li>• Web-based GUI</li> <li>• Command Line Interface (CLI) through console port, telnet</li> <li>• SNMPv1/v2c/v3               <ul style="list-style-type: none"> <li>- Trap/Inform</li> <li>- RMON (1,2,3,9 groups)</li> </ul> </li> <li>• SDM Template</li> <li>• DHCP/BOOTP Client</li> <li>• 802.1ab LLDP/LLDP-MED</li> </ul>	<ul style="list-style-type: none"> <li>• DHCP Auto Install</li> <li>• Dual Image, Dual Configuration</li> <li>• CPU Monitoring</li> <li>• Cable Diagnostics</li> <li>• EEE</li> <li>• Password Recovery</li> <li>• SNTP</li> <li>• System Log</li> </ul>
IPv6 Support	<ul style="list-style-type: none"> <li>• IPv6 Dual IPv4/IPv6</li> <li>• Multicast Listener Discovery (MLD) Snooping</li> <li>• IPv6 ACL</li> <li>• IPv6 Interface</li> <li>• Static IPv6 Routing</li> <li>• IPv6 neighbor discovery (ND)</li> <li>• Path maximum transmission unit (MTU) discovery</li> <li>• Internet Control Message Protocol (ICMP) version 6</li> <li>• TCPv6/UDPv6</li> <li>• IPv6 applications</li> </ul>	<ul style="list-style-type: none"> <li>- DHCPv6 Client</li> <li>- Ping6</li> <li>- Tracert6</li> <li>- Telnet (v6)</li> <li>- IPv6 SNMP</li> <li>- IPv6 SSH</li> <li>- IPv6 SSL</li> <li>- Http/Https</li> <li>- IPv6 TFTP</li> </ul>
MIBs	<ul style="list-style-type: none"> <li>• MIB II (RFC1213)</li> <li>• Interface MIB (RFC2233)</li> <li>• Ethernet Interface MIB (RFC1643)</li> <li>• Bridge MIB (RFC1493)</li> <li>• P/Q-Bridge MIB (RFC2674)</li> <li>• RMON MIB (RFC2819)</li> </ul>	<ul style="list-style-type: none"> <li>• RMON2 MIB (RFC2021)</li> <li>• Radius Accounting Client MIB (RFC2620)</li> <li>• Radius Authentication Client MIB (RFC2618)</li> <li>• Remote Ping, Traceroute MIB (RFC2925)</li> <li>• Support TP-Link private MIBs</li> </ul>

## Ordering Information

Host Switch	
Product Model	Description
T2600G-18TS	JetStream 16-Port Gigabit L2 Managed Switch with 2 SFP Slots
T2600G-28TS	JetStream 24-Port Gigabit L2 Managed Switch with 4 SFP Slots
T2600G-28MPS	JetStream 24-Port Gigabit L2 Managed PoE+ Switch with 4 SFP Slots
T2600G-28SQ	JetStream 28-Port Gigabit SFP L2 Managed Switch
T2600G-52TS	JetStream 48-Port Gigabit L2 Managed Switch with 4 SFP Slots
SFP Modules	
Product Model	Description
TL-SM311LS	Gigabit SFP module, Single-mode, LC interface, Up to 10km distance
TL-SM311LM	Gigabit SFP module, Multi-mode, LC interface, Up to 550m distance
TL-SM321A	Gigabit WDM Bi-Directional SFP Module, single-mode, LC connector, TX:1550nm/RX:1310nm, 10km
TL-SM321B	Gigabit WDM Bi-Directional SFP Module, single-mode, LC connector, TX:1310nm/RX:1550nm, 10km
Media Converter	
Product Model	Description
MC210CS	Gigabit single-mode SC SFP Transceiver, up to 15Km, chassis mountable
MC200CM	Gigabit multi-mode SC SFP Transceiver, up to 550m, chassis mountable
MC200L	Gigabit SFP slot supporting mini-GBIC modules, chassis mountable
MC1400	14-slot power supply chassis for TP-LINK Media Converter, 19-inch rack-mountable

[www.tp-link.com](http://www.tp-link.com)

Specifications are subject to change without notice. TP-Link is a registered trademark of TP-Link Technologies Co., Ltd. Other brands and product names are trademarks or registered trademarks of their respective holders. Copyright © 2019 TP-Link Technologies Co., Ltd. All rights reserved.