

WELCOME TO KASA

Let's get started with your new Kasa Cam.



STEP 1

DOWNLOAD KASA

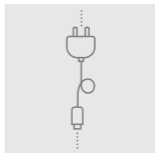
Get the **Kasa for Mobile** app from the Apple App Store or Google Play.



STEP 2


POWER UP


While Kasa app downloads, plug in your Kasa Cam.



STEP 3

ADD TO KASA

Tap the  button in the Kasa app and select **Kasa Cam**. Follow app instructions to complete setup.





Need some help?

www.tp-link.com/support

TP-Link hereby declares that the device is in compliance with the essential requirements and other relevant provisions of directives 2014/53/EU, 2009/125/EC and 2011/65/EU.

The original EU declaration of conformity may be found at <http://www.tp-link.com/en/ce>.