



300Mbps

Wireless AP/Client Router


TL-WR843N

Highlights

- **300Mbps Wireless Speed**– Ideal for latency sensitive applications like HD video streaming
- **Wireless ISP function**– Provides the wireless Internet access in areas without wired ISP infrastructure
- **One Button Security**– Easily setup a WPA encrypted secure connection at a push of the WPS button
- **Multiple Operation Modes** – Provides three operation modes for multiple users to access the Internet: WISP, Router and Repeater
- **Guest Network** – Creates a separate network to share safely with others
- **Flexible Deployment** – Passive PoE provides flexible installation options in hard-to-wire locations
- **IPv6 Support**– Compatible with the more recent Internet Protocol version



300Mbps
2.4GHz



One Button
Security



Guest
Network



Passive
PoE



IPv6

Features

Speed

300Mbps high transmission rates – Users can run bandwidth intensive devices including VoIP, HD streaming, or online gaming, without the lag.

Ease of Use

Wireless ISP (Client Router Mode)– TP-LINK's TL-WR843N is designed to be set in Client Router mode as its default wireless mode to support a WISP connection. Accesses the Internet wirelessly in areas with no wired infrastructure

Quick Setup – Simply helps all Windows, Mac and Linux users effortlessly configure their networks via browsers

Passive Power over Ethernet– Provides flexible installation options in hard-to-wire locations

Power On/Off – Convenient power saving

Wi-Fi Range

Range – For small to medium homes

WDS Wireless Bridge – Provides seamless bridging to expand the wireless network

Security

Access Control – Guest Network Access provides secure Wi-Fi access for guests

Parental Control – Allows administrators to establish restricted access for children or staff

One Button Security – Easily set up an encrypted wireless connection at the press of the WPS button on all connected devices

Encryptions for Secure Network – WPA-PSK/WPA2- PSK encryptions provide active defense against security threats for user networks

Reliability

IP QoS – Advanced QoS automatically recognizes & prioritizes streaming & gaming applications

Advanced Functions

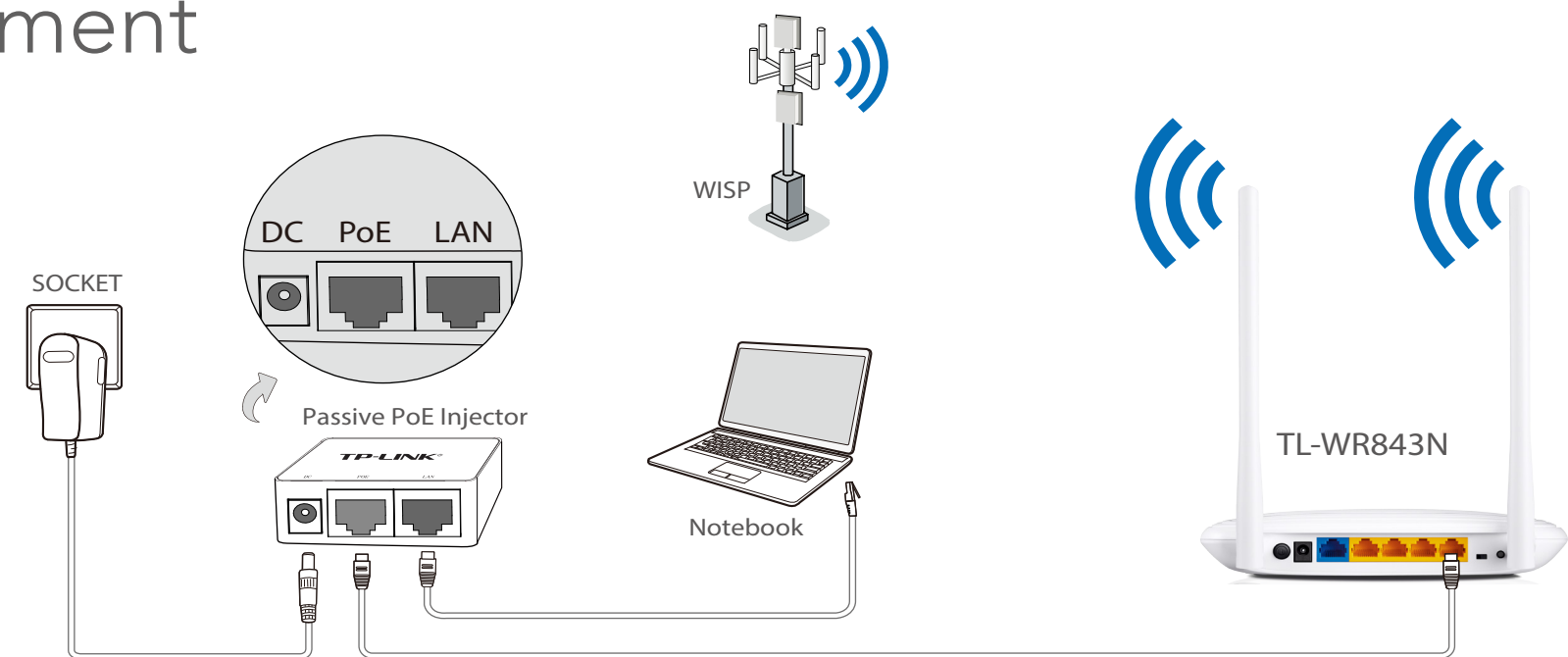


Client Router Mode – WISP Client

TP-LINK's TL-WR843N is designed to be set in Client Router mode as its default wireless mode to support a WISP connection. When it works as a WISP client device to access the Internet, local computers can connect to TL-WR843N via wireless or cables.

Passive PoE Support– Flexible Deployment


The TL-WR843N is equipped with a RJ-45 WAN port, which is designed to support Passive PoE. For users that require a better WISP signal and need to place the device at location without power outlets, such as an attic or garage, the TL-WR843N will fit the bill flawlessly with up to 30 meters Power over Ethernet capability. Users can easily have the most flexible deployment and don't have to be tethered to any outlets!



Specifications

Hardware

- **Ethernet Ports:** 4 10/100Mbps LAN Ports & 1 10/100Mbps WAN Port
- **Button:** WPS/Reset Button, Operation Mode Switch, Power On/Off Button
- **External Power Supply:** 9VDC / 0.85A
- **Dimensions (W x D x H):** 7.6 x 5.3 x 1.3 in.(192 x 134 x 33 mm)
- **Antenna:** 2*5dBi Fixed Omni Directional Antennas (RP-SMA)



Wireless

- **Wireless Standards:** IEEE 802.11n/g/b
- **Frequency:** 2.4-2.4835GHz
- **Signal Rate:** 11n: Up to 300Mbps(dynamic)
11g: Up to 54Mbps(dynamic)
11b: Up to 11Mbps(dynamic)
- **Transmit Power:** CE:<20dBm
- **Reception Sensitivity:** 270M: -68dBm@10% PER
130M: -68dBm@10% PER
108M: -68dBm@10% PER
54M: -68dBm@10% PER
11M: -85dBm@8% PER
6M: -88dBm@10% PER
1M: -90dBm@8% PER
- **Wireless Modes:** Client Router / Router
- **Wireless Function:** Enable/Disable Wireless Radio, WDS Bridge, WMM, Wireless Statistics
- **Wireless Security:** 64/128/152-bit WEP / WPA / WPA2,WPA-PSK / WPA2-PSK

Specifications

Software

- **WAN Type:** Dynamic IP/Static IP/PPPoE/PPTP/L2TP/BigPond
- **DHCP:** Server, Client, DHCP Client List, Address Reservation
- **Quality of Service:** WMM, Bandwidth Control
- **Port Forwarding:** Virtual Server, Port Triggering, UPnP, DMZ
- **Dynamic DNS:** DynDns, Comexe, NO-IP
- **VPN:** PPTP, L2TP, IPSec (ESP Head)
- **Access Control:** Parental Control, Local Management Control, Host List, Access Schedule, Rule Management
- **Firewall Security:** DoS, SPI Firewall, IP Address Filter/Domain Filter, IP and MAC Address Binding
- **Management:** Access Control, Local Management, Remote Management

Others

Package Contents

- TL-WR843N
- Power Adapter
- Passive PoE Power Injector
- Resource CD
- RJ-45 Ethernet Cable
- Quick Installation Guide

Certification

- CE, FCC, RoHS

System Requirements

- Microsoft Windows 98SE, NT, 2000, XP, Vista™ or Windows 7, Windows 8/8.1/10, MAC OS, NetWare, UNIX or Linux

Environment

- Operating Temperature: 0°C~40°C (32°F ~104°F)
- Storage Temperature: -40°C~70°C (-40°F ~158°F)
- Operating Humidity: 10%~90% non-condensing
- Storage Humidity: 5%~90% non-condensing

Others

Similar Products



300Mbps Wireless N Router
TL-WR840N



- 300Mbps Wireless N Router
TL-WR841N



- 300Mbps Multi-Function
Wireless N Router
TL-WR842N



For more information, please visit

http://www.tplink.com/en/products/details/cat-9_TL-WR843N.html

or scan the QR code left

Specifications are subject to change without notice. TP-LINK is a registered trademark of TP-LINK Technologies CO., Ltd. Other brands and product names are trademarks or registered trademarks of their respective holders. No part of the specifications may be reproduced in any form or by any means or used to make any derivative such as translation, transformation, or adaptation without permission from TP-LINK Technologies CO., Ltd.

Maximum wireless speed of up to 1900Mbps is the theoretical data rate derived from IEEE standard 802.11 specifications. Actual data throughput and wireless coverage will vary due to network conditions and environmental factors including volume of network traffic, building materials and construction, network overhead, actual data throughput rate, and wireless coverage. TP-LINK makes no express or implied representations or warranties about this product's compatibility with any future standards. 802.11ac 1300Mbps is approximately 3 times faster than 802.11n 450Mbps. 2.4GHz Performance Mode requires 256 QAM support on Wi-Fi client.

www.tp-link.com