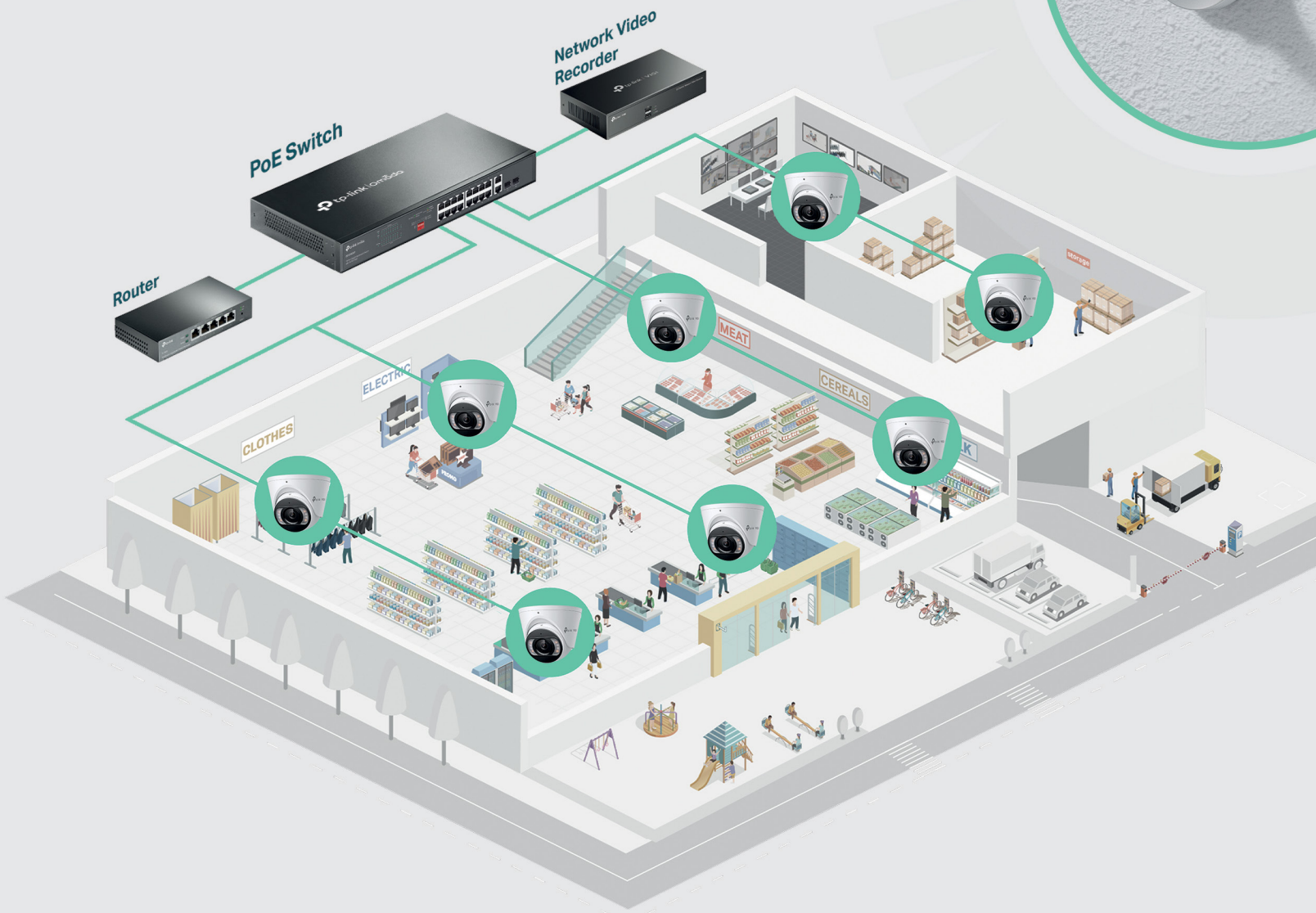


PoE Switches for Surveillance



Why Choose Omada PoE Switches for Surveillance Networking?

Backed by TP-Link's 28 years of innovation, Omada offers reliable, professional, and innovative networking solutions with top-tier quality and performance.

- Genuine Manufacturer with Vertically Integrated Facilities and Strict Quality Control for Product Stability
- Best-in-Class Total Value
- Up to 5-Year Extended Product Warranties
- Local Tech Support and Sales Team
- Large Local Inventory for Fast Availability
- Profit Assurance with Easy Installation and Dedicated B2B Channel

Full PoE Switch Portfolio

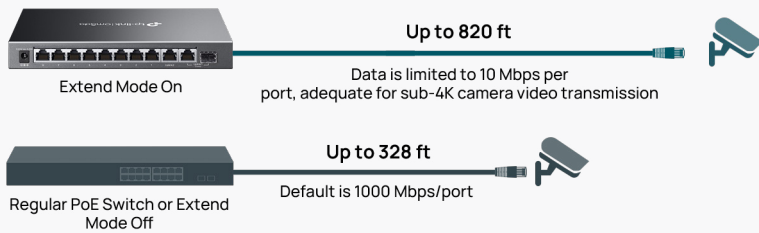
L3, L2+, Smart, Easy Managed, and Unmanaged PoE switches with 4/8/16/24/48-port PoE.

PoE Budget Up to 1,440W


Supports up to 90W, 60W PoE++, or 30W PoE+ per port, compatible with 802.3bt/at/af PoE and non-PoE cameras.

Abundant Features Designed for Surveillance, Controllable via Physical DIP Switch or Software

Extend Mode for up to 820ft (250m) PoE Transmission*




Port Isolation for Safer Camera Networking



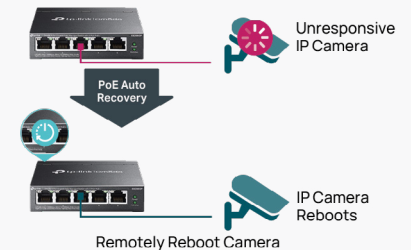
Auto Loop Detection Increases the Stability of Surveillance Networking



VLAN for Higher Security and More Convenient Maintenance



PoE Auto Recovery to Automatically Reboot Unresponsive Cameras



Port Management for Remote Camera Reboot

QoS to Prioritize Video Quality

Priority Mode Prioritizes Cameras at the Cashier Counter

Note: These features are not supported by all Omada PoE switches. Refer to the specification table for details.

*The speed of the ports in Extend Mode will be downgraded to 10 Mbps. Actual transmission distance may vary due to cable quality.

Omada Cloud Essentials

A Free and Easy Cloud-Based Management for Surveillance Networks

Lifetime Free Cloud Management without Additional Fees or On-Premises Controller

Super-Easy Setup via Your Phone without Unboxing - Save Time & More Profits

Zero-Touch Provisioning (ZTP)

Manage and Monitor Anytime via Omada App or Web browser

Comprehensive Managed Portfolio: Gateways, Managed Switches & APs

Unlimited Management Scale for Multi Sites

Omada Easy Managed PoE Switches for Surveillance

At a Fair Price, Upgrade from Unmanaged to Cloud-Managed Switches for Easier Troubleshooting and Monitoring


- Easy to Use with Plug-and-Play Design and Simple Configuration
- Free and Easy Centralized Cloud Management via Omada Cloud Essentials
- Remotely Access Logs and Receive Real-time Alerts of Networks
- Easily Configure Surveillance Features Like 820ft PoE & Remote Camera Reboot

Model		ES205GP	ES210GMP
Hardware	PoE+ Ports	4× 802.af/at PoE+ GE	8× 802.af/at PoE+ GE
	Non-PoE Ports	1x GE	1x GE RJ45, 1x Gigabit RJ45/SFP Combo
	PoE Budget	65 W	123 W
	Fanless for Silent Operation	✓	✓
	Installation	Desktop / Wall-Mounting	Desktop / Wall-Mounting
Software	PoE Auto Recovery*	✓	✓
	250m PoE under Extend Mode	✓	✓
	Port Isolation	✓	✓
	Priority Mode (Port-Based QoS)*	✓	✓
	QoS	802.1p/DSCP QoS in Default; Customized QoS Settings*	
	Other Features for Surveillance	Port Management for Remote Camera Reboot; Auto Loop Detection; VLAN, Cable Test*	

*Currently, PoE Auto Recovery, customized QoS settings, Priority Mode, and Cable Test are supported in Standalone Mode. These features will be manageable via the controller from Q1, 2025.

Omada Unmanaged 4/8/16-Port PoE Switches for Surveillance

- ✓ Plug and Play
- ✓ One-click to Activate Surveillance Features via the Built-in Physical DIP Switch




● Hot Bays


		GE					FE		
Model		DS1018GMP	DS110GMP	DS108GP	DS106GPP	DS105GP	DS111P	DS106P	
Ports and PoE	PoE+ Ports	16x GE PoE+	8x GE PoE+	8x GE PoE+	1x GE PoE++, 3x GE PoE+	4x GE PoE+	8x 10/100 Mbps PoE+	4x 10/100 Mbps PoE+	
	Non-PoE Ports	2x Gigabit Combo (SFP/RJ45)	1x Gigabit RJ45, 1x Gigabit Combo (SFP/RJ45)	-	2x GE	1x GE	2x GE, 1x SFP	2x 10/100Mbps	
	PoE Standards	802.3af/at	802.3af/at	802.3af/at	802.3af/at/bt (Port 1, up to 60W), 802.af/at (Ports 2-4)	802.3af/at	802.3af/at	802.3af/at	
	PoE Budget	250 W	123 W	65 W	64 W	65 W	65 W	67 W	
Physical DIP Switch	Priority Mode	Ports 1-4	Ports 1-2	-	-	-	-	Ports 1-2	
	250m (820ft) PoE under Extend Mode	Ports 1-4	Ports 1-4	Ports 1-2	Ports 1-2	Ports 1-2	Ports 1-4/1-8	Ports 1-4	
	Isolation Mode	Ports 1-8/9-16	Ports 1-4/5-8	-	-	-	Ports 1-8	Ports 1-4	
	PoE Auto Recovery	Ports 1-16	Ports 1-8	Ports 1-8	Ports 1-4	Ports 1-4	Ports 1-8	Ports 1-4	
Hardware	Installation	Rackmount							Desktop / Wall-Mounting
	Fanless for Silent Operation	-	✓	✓	✓	✓	✓	✓	
Software	802.1p/DSCP QoS	✓	✓	✓	✓	✓	-	-	
	IGMP Snooping	-	✓	✓	✓	✓	-	-	


Note: Omada Unmanaged Switches cannot be managed by Omada controllers.


Omada Managed 4/8/16/24/48-Port PoE Switches for Surveillance

Comprehensive Manageable Features for Hybrid Surveillance Networks and Unified Communications

 Flexible Centralized Cloud Management Options - Cloud-Based, On-Premises Hardware or Software

 Full Managed PoE Switch Portfolio - L3, L2+ and Smart PoE Switches with 4/8/16/24/48-Port PoE

 Up to 1,440W PoE Budget. Up to 90W per PoE++ Port

 Easily Configure Surveillance Features Like 820ft PoE & Remote Camera Reboot

● Hot Buys

		Outdoor Smart Switch	Smart Switch (FE Ports)	Smart Switch (GE Ports)				L2+ Switch (GE Ports)		L3 Switch (GE Ports)	
Model		SG2005P-PD	SL2428P	SG2008P/SG2210P	SG2016P	SG2218P	SG2428P	SG3428MP/SG3452P	SG3428XMPP/SG3452XMPP	SG6428XHP	SG6654XHP
Ports & PoE	PoE+ Ports	4x GE	24x FE	4/8x GE	8x GE	16x GE	24x GE	24/48x GE	8x GE PoE++, 16/40x GE PoE+	24x GE	48x GE
	Non-PoE Ports	1x GE (PoE++ in)	2x GE, 2x Gigabit RJ45/SFP Combo	4x GE/2x SFP	8x GE	2x SFP	4x SFP	4x SFP	4x 10G SFP+	4x 10G SFP+	4x 10G SFP+
	Console Ports	-	-	-	-	-	-	✓	✓	✓	✓
	PoE Standards	PoE in: 802.3bt/at/af PoE out: 802.3at/af	802.3at/af	802.3at/af	802.3at/af	802.3at/af	802.3at/af	802.3at/af	802.3af/at/bt (Ports 1-8, 90W), 802.3af/at (Ports 9-24/48)	802.3at/af	802.3at/af
	PoE Budget	Up to 64W	250W	62W/61W	120W	150W	250W	384W	500W/750W	Up to 1,440W*	Up to 720W*
	Perpetual PoE & Fast PoE	-	-	-	-	-	-	-	-	✓	✓
Hardware	Fanless	✓	-	✓	✓	✓ (v2)	-	-	-	-	-
	Installation	Wall / Pole Mounting	Rackmount	Desktop / Wall-Mounting				Rackmount			
	Weatherproof	IP55	-	-	-	-	-	-	-	-	-
Software	Features for Surveillance	PoE Auto Recovery, Port Management for Remote Camera Reboot, 820ft (250m) PoE under Extend Mode, VLAN, Port Isolation, Auto Loop Detection, Cast Test, Priority Mode (Port-Based QoS), 802.3p/DSCP QoS, Customized QoS Setting									
	L2+ Features	Static Routing, LLDP-MED, STP/RSTP, IGMP Snooping, ACL, SNMP, DHCP Server, IGMP Snooping									
	L3 Features	-	-	-	-	-	-	-	-	-	Stacking, VRRP, OSPF, etc.

*The L3 PoE switch comes with one power module by default, offering a PoE budget of 764W (SG6654XHP) and 402W (SG6428XHP). An additional field-replaceable redundant power supply module can be purchased separately, expanding the PoE budget to 1,440W for the SG6654XHP (with a second PSM900-AC module) and 720W for the SG6428XHP (with a second PSM900-AC or PSM500-AC module).

Typical Omada Bridges and VIGI Cameras for Surveillance



EAP215-Bridge KIT

Omada Wireless Bridge

- Easy Setup and Installation
- 802.11ac for up to 867 Mbps on the 5 GHz
- Up to 3.1mi (5km) Distance
- Three Gigabit Ports Connect Moe Cameras
- IP65 Weatherproof for Outdoor Use
- Standalone or Omada SDN Management



InSight S345

VIGI Bullet Camera

- Optional 4mm and 2.8mm Lens
- 4MP Super-High Definition
- 24h Full-Color
- People & Vehicle Analytics
- Human & Vehicle Classification
- IP67 Waterproof
- H.265+ Compression Technology



InSight S445

VIGI Turret Camera

- Optional 4mm and 2.8mm Lens
- 4MP Super-High Definition
- 24h Full-Color
- People & Vehicle Analytics
- Human & Vehicle Classification
- IP67 Waterproof
- H.265+ Compression Technology

Become a SolutionX Partner Today <https://partner.tp-link.com/>



- Exclusive Benefits
- Training & Certifications
- Extensive Resources & Support



Sales E-Mail: sales.usa@tp-link.com
Website: www.tp-link.com/us/solution/poe/