

Enlarge Your Ethernet Network

Fast Ethernet Media Converter



For technical support and other information, please visit <https://www.tp-link.com/support>, or simply scan the QR code.

LED Explanation

☐ PWR

On: Power on
Off: Power off

☐ FX
Link/Act

On: Valid link
Flashing: Transmitting or receiving data
Off: Invalid link

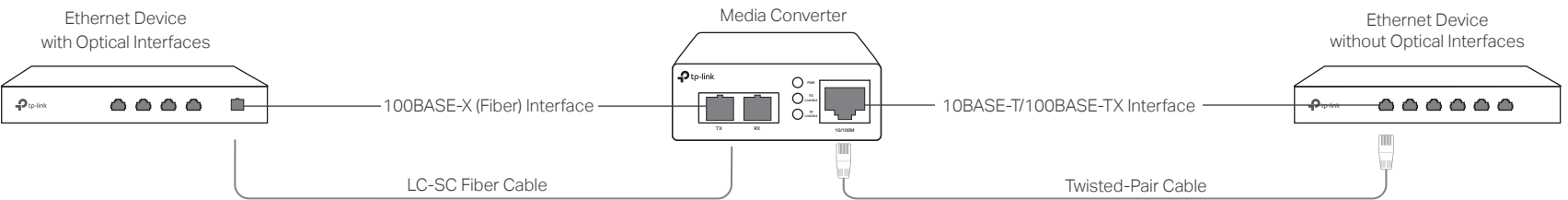
☐ TP
Link/Act

On: Valid link
Flashing: Transmitting or receiving data
Off: Invalid link

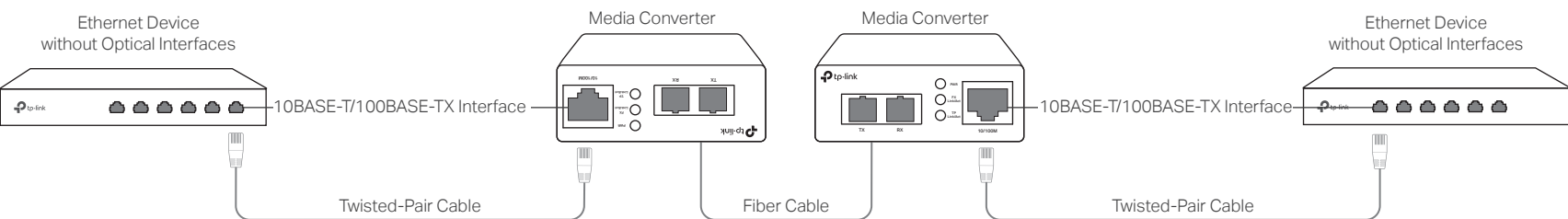
Package Contents: Converter, Power Adapter, User Guide

For MC100CM/MC110CS

Scenario 1: Connect Devices with and without Optical Interfaces



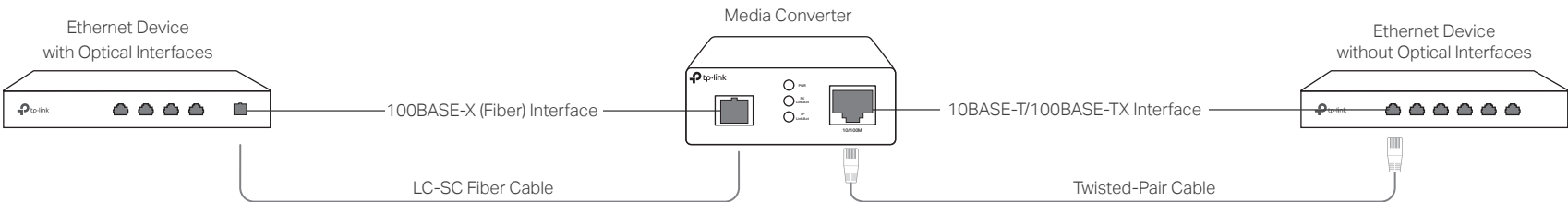
Scenario 2: Connect Devices without Optical Interfaces



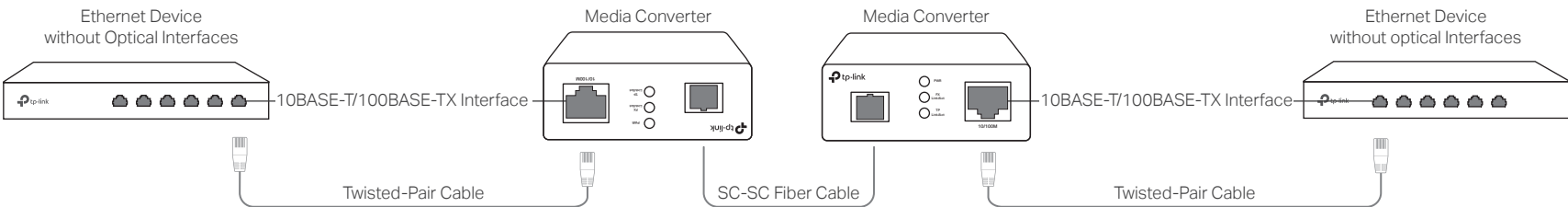
Note:
1. Please use two Media Converters of the same model to work properly.
2. Please connect the TX port of one converter to the RX port of the other using a fiber cable.

For MC111CS/MC112CS

Scenario 1: Connect Devices with and without Optical Interfaces



Scenario 2: Connect Devices without Optical Interfaces



Note: Please use one MC111CS and one MC112CS to work properly.

Specifications

General Specifications	
Standards	IEEE 802.3, IEEE 802.3i, IEEE802.3u
LED	PWR, FX Link/Act, TP Link/Act
Connector	1 SC fiber optic; 1 RJ45 jack
Twisted-Pair	10BASE-T: 2-pair UTP/STP of Cat. 3 or above (≤100m) 100BASE-Tx: 2-pair UTP/STP of Cat. 5 or above (≤100m)
Fiber	For MC100CM: 62.5/125μm multi-mode (≤2km); 50/125μm multi-mode (≤2km) For MC110CS/ MC111CS/MC112CS: 9/125μm single-mode fiber (≤20km)
Wave Length	For MC100CM/MC110CS: 1310nm For MC111CS: 1550nm TX, 1310nm RX For MC112CS: 1310nm TX, 1550nm RX
Power	External Power Adapter: 9V/0.6A

Environmental and Physical Specifications	
Operation Temperature	0°C to 50°C (32°F to 122°F)
Storage Temperature	-40 °C to 70 °C (-40 °F to 158 °F)
Operation Humidity	10% to 90% RH non-condensing
Storage Humidity	5% to 90% RH non-condensing

Safety Information

- Keep the device away from water, fire, humidity or hot environments.
- Do not attempt to disassemble, repair, or modify the device. If you need service, please contact us.
- Do not use damaged charger or USB cable to charge the device.
- Do not use any other chargers than those recommended.
- Adapter shall be installed near the equipment and shall be easily accessible.
- Avoid using this product during an electrical storm. There may be a remote risk of electric shock from lightning.
- Do not point or stare directly into the beam or into the optical port of the transceiver when it is operating, as this can injure your eyesight.

EU declaration of conformity

TP-Link hereby declares that the device is in compliance with the essential requirements and other relevant provisions of directives 2014/30/EU, 2014/35/EU, 2011/65/EU and (EU)2015/863.

The original EU declaration of conformity may be found at <https://www.tp-link.com/en/support/ce/>

UK declaration of conformity

TP-Link hereby declares that the device is in compliance with the essential requirements and other relevant provisions of the Electromagnetic Compatibility Regulations 2016 and Electrical Equipment (Safety) Regulations 2016.

The original UK declaration of conformity may be found at <https://www.tp-link.com/support/ukca/>



FCC compliance information statement

Product Name: Omada Fast Ethernet Media Converter
Model Number: MC100CM/MC110CS/MC111CS/MC112CS

Component Name	Model
I.T.E. POWER SUPPLY	T090060-2B1

Responsible party:

TP-Link USA Corporation
Address: 10 Mauchly, Irvine, CA 92618
Website: <https://www.tp-link.com/us/>
Tel: +1 626 333 0234
Fax: +1 909 527 6804
E-mail: sales.usa@tp-link.com

This equipment has been tested and found to comply with the limits for a Class A digital device, pursuant to part 15 of the FCC Rules. These limits are designed to provide reasonable protection against harmful interference when the equipment is operated in a commercial environment. This equipment generates, uses, and can radiate radio frequency energy and, if not installed and used in accordance with the instruction manual, may cause harmful interference to radio communications. Operation of this equipment in a residential area is likely to cause harmful interference in which case the user will be required to correct the interference at his own expense.

This device complies with part 15 of the FCC Rules. Operation is subject to the following two conditions:

- 1) This device may not cause harmful interference.
- 2) This device must accept any interference received, including interference that may cause undesired operation.

Any changes or modifications not expressly approved by the party responsible for compliance could void the user's authority to operate the equipment.

We, TP-Link USA Corporation, has determined that the equipment shown as above has been shown to comply with the applicable technical standards, FCC part 15. There is no unauthorized change is made in the equipment and the equipment is properly maintained and operated.

Issue Date: 2023.10.31

FCC compliance information statement

Product Name: I.T.E. POWER SUPPLY
Model Number: T090060-2B1

Responsible party:

TP-Link USA Corporation
Address: 10 Mauchly, Irvine, CA 92618
Website: <https://www.tp-link.com/us/>
Tel: +1 626 333 0234
Fax: +1 909 527 6804
E-mail: sales.usa@tp-link.com

This equipment has been tested and found to comply with the limits for a Class B digital device, pursuant to part 15 of the FCC Rules. These limits are designed to provide reasonable protection against harmful interference in a residential installation. This equipment generates, uses and can radiate radio frequency energy and, if not installed and used in accordance with the instructions, may cause harmful interference to radio communication. However, there is no guarantee that interference will not occur in a particular installation. If this equipment does cause harmful interference to radio or television reception, which can be determined by turning the equipment off and on, the user is encouraged to try to correct the interference by one or more of the following measures:

- Reorient or relocate the receiving antenna.
- Increase the separation between the equipment and receiver.
- Connect the equipment into an outlet on a circuit different from that to which the receiver is connected.
- Consult the dealer or an experienced radio/ TV technician for help.

This device complies with part 15 of the FCC Rules. Operation is subject to the following two conditions:

- 1) This device may not cause harmful interference.
- 2) This device must accept any interference received, including interference that may cause undesired operation.

Any changes or modifications not expressly approved by the party responsible for compliance could void the user's authority to operate the equipment.

We, TP-Link USA Corporation, has determined that the equipment shown as above has been shown to comply with the applicable technical standards, FCC part 15. There is no unauthorized change is made in the equipment and the equipment is properly maintained and operated.

Issue Date: 2023.10.31

Industry Canada Statement

CAN ICES-3 (A)/NMB-3(A)

Canadian Compliance Statement

This device contains licence-exempt transmitter(s)/receiver(s) that comply with Innovation, Science and Economic Development Canada's licence-exempt RSS(s). Operation is subject to the following two conditions:

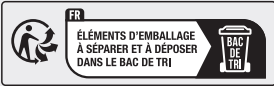
- (1) This device may not cause interference.
- (2) This device must accept any interference, including interference that may cause undesired operation of the device.

L'émetteur/récepteur exempt de licence contenu dans le présent appareil est conforme aux CNR d'Innovation, Sciences et Développement économique Canada applicables aux appareils radio exempts de licence. L'exploitation est autorisée aux deux conditions suivantes :

- 1) L'appareil ne doit pas produire de brouillage;
- 2) L'appareil doit accepter tout brouillage radioélectrique subi, même si le brouillage est susceptible d'en compromettre le fonctionnement.

CE Mark Warning

This is a class A product. In a domestic environment, this product may cause radio interference, in which case the user may be required to take adequate measures.



Продукт сертифіковано згідно с правилами системи УкрСЕПРО на відповідність вимогам нормативних документів та вимогам, що передбачені чинними законодавчими актами України.

Explanation of the symbols on the product label

Symbols may vary from products. The label is at the bottom of the product.

Symbol	Explanation
	Class II equipment
	Class II equipment with functional earthing
	Alternating current
	Direct current
	Polarity of d.c. power connector
	For indoor use only
	Dangerous voltage
	Caution, risk of electric shock
	Energy efficiency Marking
	Protective earth
	Earth
	Frame or chassis
	Functional earthing
	Caution, hot surface
	Caution
	Operator's manual
	Stand-by
	"ON"/"OFF" (push-push)
	Fuse
	Fuse is used in neutral N
	RECYCLING This product bears the selective sorting symbol for Waste electrical and electronic equipment (WEEE). This means that this product must be handled pursuant to European directive 2012/19/EU in order to be recycled or dismantled to minimize its impact on the environment. User has the choice to give his product to a competent recycling organization or to the retailer when he buys a new electrical or electronic equipment.
	Caution, avoid listening at high volume levels for long periods
	Disconnection, all power plugs
m	Switch of mini-gap construction
μ	Switch of micro-gap construction (for US version) Switch of micro-gap /micro-disconnection construction (for other versions except US)
ε	Switch without contact gap (Semiconductor switching device)