




ATTENTION

- ◆ When product has power button, the power button is one of the way to shut off the product; when there is no power button, the only way to completely shut off power is to disconnect the product or the power adapter from the power source.
- ◆ Do not attempt to disassemble, repair, or modify the device. If you need service, please contact us.
- ◆ Keep the device away from water, fire, humidity or hot environments.
- ◆ This equipment can be powered only by equipments that comply with Power Source Class 2 (PS2) or Limited Power Source (LPS) defined in the standard of IEC 62368-1.

Recycling

-  This product bears the selective sorting symbol for Waste electrical and electronic equipment (WEEE). This means that this product must be handled pursuant to European directive 2012/19/EU in order to be recycled or dismantled to minimize its impact on the environment. User has the choice to give his product to a competent recycling organization or to the retailer when he buys a new electrical or electronic equipment.

TP-Link hereby declares that the device is in compliance with the essential requirements and other relevant provisions of directives 2014/30/EU, 2014/35/EU, 2011/65/EU and (EU)2015/863. The original EU declaration of conformity may be found at <https://www.tp-link.com/en/support/ce/>

TP-Link hereby declares that the device is in compliance with the essential requirements and other relevant provisions of the Electromagnetic Compatibility Regulations 2016 and Electrical Equipment (Safety) Regulations 2016.

The original UK declaration of conformity may be found at <https://www.tp-link.com/support/ukca/>



For technical support, replacement services, the user guide and more information, please visit <https://www.tp-link.com/support>, or simply scan the QR code.

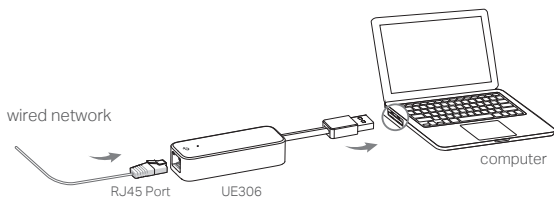


Using the Adapter

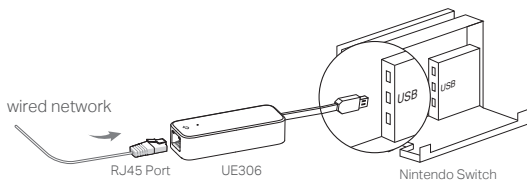
This adapter supports Plug and Play feature. Plug in and wait for seconds. Then this adapter is ready to use.

For Windows 7/8 and Mac OS, please download and install a driver by visiting our official website www.tp-link.com and searching the model number.

Note: UE306 only supports Mac OS X 10.9 and later versions.



* Works with Nintendo Switch



LED Explanation

LED	Status	Indication
White	On	Both the adapter and Ethernet cable are properly connected
White	Flashing	Network data is being transferred