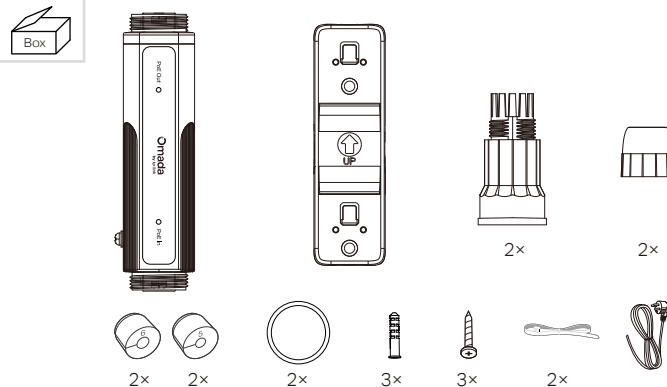


# Installation Guide

Gigabit Outdoor PoE+ Extender

© 2025 TP-Link 7100001341 REV1.0.0

## Package Contents

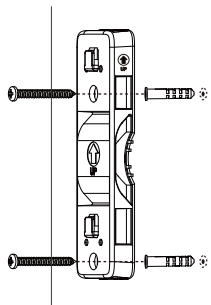


## Installation

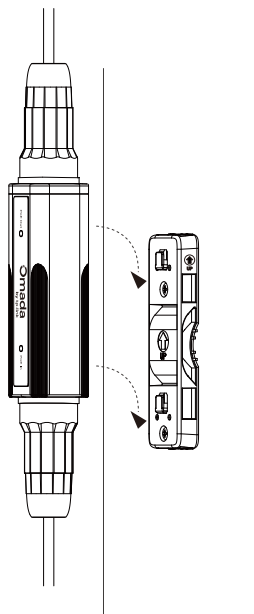
### Option 1 Wall Mounting



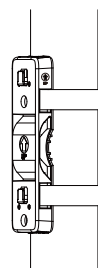
- 1 Drill two holes on the wall and insert the plastic wall anchors into the the holes. Secure the mounting bracket to the wall. Make sure the UP mark is on the outside and pointing upward.



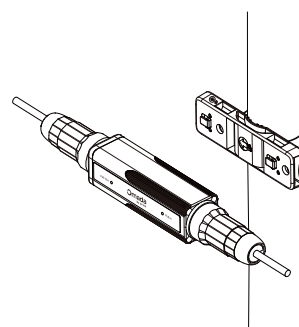
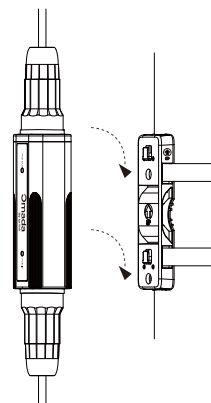
- 2 Attach the PoE+ extender to the mounting bracket by sliding the extender in the indicated direction until it locks into place.



- 1 Secure the mounting bracket to the pole with the provided straps. Make sure the UP mark is on the outside and pointing upward.



2



Waterproof

①

②

③

④

⑤

⑥

To maintain proper waterproofing, select the correct seal based on the actual cable type and outer diameter.

Connection

PSE  
(e.g. PoE Switch, PoE Injector)

PoE+ Extender

Powered Device (PD)

Note:

1. Make sure the Power Sourcing Equipment (PSE) and PD devices are connected to the corresponding ports properly.  
2. The extender supports automatic speed downshift. When the distance between the PSE and the extender, or the extender and the PD, exceeds 100 meters, the connection speed may downshift to 100 Mbps or 10 Mbps. This behavior depends on the length and quality of the network cable and may take up to 20 seconds.  
3. For long-distance connections to IP cameras, it is recommended to enable the Extend mode on the PSE or manually set the port speed of both the PSE and PD to 10 Mbps.

## Specifications

Standards	IEEE 802.3i, IEEE 802.3u, IEEE 802.3ab, IEEE 802.3af, IEEE 802.3at
LED	2*Link/Act
Cable Type	10BASE-T: 2-pair UTP/STP (≤250m) of Cat. 3 or above 100BASE-TX: 2-pair UTP/STP (≤100m) of Cat. 5 or above 1000BASE-T: 4-pair UTP/STP (≤100m) of Cat. 5e or above
Ports	1*10/100/1000 Mbps Auto-Negotiation RJ45 1*10/100/1000 Mbps Auto-Negotiation RJ45
PoE Input	Compliance with 802.3af/at devices
Maximum PoE Output	30W

LED Explanation

Link/Act

Link/Act

Solid Green	RJ45 port linked at 1 Gbps
Solid Yellow	RJ45 port linked at 10/100 Mbps
Flashing	RJ45 port transmitting or receiving data
Off	RJ45 port not linked

## Safety Information

Do not attempt to disassemble, repair, or modify the device. If you need service, please contact us.  
Keep the device away from water, fire, humidity, or hot environments.  
This equipment can be powered only by equipments that comply with Power Source Class 2 (PS2) or Limited Power Source (LPS) defined in the standard of IEC 62368-1.  
Please read and follow the above safety information when operating the device.  
We cannot guarantee that no accidents or damage will occur due to improper use of the device. Please use this product with care and operate at your own risk.

## FCC FCC compliance information statement

Product Name: Gigabit Outdoor PoE+ Extender  
Model Number: POE20E-Outdoor  
Responsible party:  
TP-Link Systems Inc.  
Address: 10 Mauchly, Irvine, CA 92618  
Website: <https://www.tp-link.com/us/>  
Tel: +1 626 333 0234  
Fax: +1 909 527 6804  
E-mail: [sales.usa@tp-link.com](mailto:sales.usa@tp-link.com)

This equipment has been tested and found to comply with the limits for a Class A digital device, pursuant to part 15 of the FCC Rules. These limits are designed to provide reasonable protection against harmful interference when the equipment is operated in a commercial environment. This equipment generates, uses, and can radiate radio frequency energy and, if not installed and used in accordance with the instruction manual, may cause harmful interference to radio communications. Operation of this equipment in a residential area is likely to cause harmful interference in which case the user will be required to correct the interference at his own expense.

This device complies with part 15 of the FCC Rules. Operation is subject to the following two conditions:  
1) This device may not cause harmful interference.  
2) This device must accept any interference received, including interference that may cause undesired operation.

Any changes or modifications not expressly approved by the party responsible for compliance could void the user's authority to operate the equipment.

We, TP-Link Systems Inc., has determined that the equipment shown as above has been shown to comply with the applicable technical standards, FCC part 15. There is no unauthorized change is made in the equipment and the equipment is properly maintained and operated.

Issue Date: 2025/07/07

## Industry Canada Statement

CAN ICES-003(A)/NMB-003(A)

## CE CE Mark Warning

This is a class A product. In a domestic environment, this product may cause radio interference, in which case the user may be required to take adequate measures.



Продукт сертифіковано згідно з правилами системи УкрСЕПРО на відповідність вимогам нормативних документів та вимогам, що передбачені чинними законодавчими актами України.



## BSMI Notice

### 安全諮詢及注意事項

- 請使用原裝電源供應器或只能按照本產品注明的電源類型使用本產品。
- 清潔本產品之前請先拔掉電源線。請勿使用液體、噴霧清潔劑或濕布進行清潔。
- 注意防潮，請勿將水或其他液體潑灑到本產品上。
- 插槽與開口供通風使用，以確保本產品的操作可靠並防止過熱，請勿堵塞或覆蓋開口。
- 請勿將本產品置放於靠近熱源的地方。除非有正常的通風，否則不可放在密閉位置中。
- 請不要私自拆開機殼或自行維修，如產品有故障請與原廠或代理商聯繫。
- 警告：為避免電磁干擾，本產品不應安裝或使用於住宅環境。

### 限用物質含有情況標示聲明書

產品元件名稱	限用物質及其化學符號					
	鉛 Pb	鎘 Cd	汞 Hg	六價鉻 Cr <sup>6+</sup>	多溴聯苯 PBB	多溴二苯醚 PBDE
PCB	○	○	○	○	○	○
外殼	○	○	○	○	○	○
塑膠組件	○	○	○	○	○	○
其他及其配件	-	○	○	○	○	○
備考1: "○"系指該項限用物質之百分比含量未超出百分比含量基準值。 備考2: "-"系指該項限用物質為排除項目。						

この装置は、クラスA情報技術装置です。この装置を家庭環境で使用すると電波妨害を引き起こすことがあります。この場合には使用者が適切な対策を講ずるよう要求されることがあります。

VCCI-A

## FAQ

### Q1. Which devices can work normally with the extender?

A: Only PSE and PD devices compliant with IEEE 802.3 af/at can function well with the extender. Do not use the extender with other devices to extend the data transmission distance only.

### Q2. Why is the Link/Act LED not lit?

- A1: Ensure your network cable is in good condition.  
A2: Ensure both PSE and PD devices are connected to the correct ports.

## Environmental and Physical Specifications

Operating Temperature	-40°C to 65°C (-40°F to 149°F)
Storage Temperature	-40°C to 70°C (-40°F to 158°F)
Operating Humidity	15% to 90% RH non-condensing
Storage Humidity	15% to 90% RH non-condensing

## 環境和物理規格

運作溫度	-40℃ - 65℃ (-40°F - 149°F)
存放溫度	-40℃ - 70℃ (-40°F - 158°F)
運作濕度	15% - 90% RH 無凝結
存放濕度	15% - 90% RH 無凝結

## EU Declaration of Conformity

TP-Link hereby declares that the PoE+ extender is in compliance with the essential requirements and other relevant provisions of directives 2014/30/EU, 2014/35/EU, 2011/65/EU and (EU)2015/863. The original EU declaration of conformity may be found at <https://www.tp-link.com/en/ce>.

## UK Declaration of Conformity

TP-Link hereby declares that the PoE+ extender is in compliance with the essential requirements and other relevant provisions of the Electromagnetic Compatibility Regulations 2016 and Electrical Equipment (Safety) Regulations 2016. The original UK Declaration of Conformity may be found at <https://www.tp-link.com/support/ukca>

## Explanation of the symbols on the product label

### 產品標籤上符號的解釋

Note: The product label can be found at the bottom of the product.  
Symbols may vary from products.  
注意：產品標籤可在產品底部找到。符號可能因產品而異。

Symbol 符號	Explanation 說明
	Class II equipment 二級設備
	Class II equipment with functional earthing 具有接地功能的二級設備
	Alternating current 交流電
	Direct current DC 電壓
	Polarity of d.c. power connector 輸出端點的極性
	For indoor use only 僅供室內使用
	Dangerous voltage 危險電壓
	Caution, risk of electric shock 請注意，有觸電的危險
	Energy efficiency Marking 能源效率標誌
	Protective earth 保護接地
	Earth 接地
	Frame or chassis 框架或外殼
	Functional earthing 功能接地
	Caution, hot surface 請注意，表面過熱
	Caution 警告
	Operator's manual 操作手冊
	Stand-by 待機
	"ON"/"OFF" (push-push) “開啟” / “關閉” （按壓式）
	Fuse 保險絲
	Fuse is used in neutral N 保險絲用於中性線 N
	RECYCLING 回收  This product bears the selective sorting symbol for Waste electrical and electronic equipment (WEEE). This means that this product must be handled pursuant to European directive 2012/19/EU in order to be recycled or dismantled to minimize its impact on the environment.  User has the choice to give his product to a competent recycling organization or to the retailer when he buys a new electrical or electronic equipment.  這個產品帶有歐盟指令 2012/19/EU 中關於廢棄電氣電子設備（WEEE）的選擇性分類標誌。這意味著，該產品必須按照該指令處理，以便進行回收或拆解，從而最大限度地減少對環境的影響。  用戶可以選擇將產品交給有資格的回收機構，或在購買新的電器或電子設備時將其交給零售商進行回收。
	Caution, avoid listening at high volume levels for long periods 請小心，避免長時間以高音量收聽。
	Disconnection, all power plugs 斷線，所有電源插頭
	Switch of mini-gap construction 迷你間隙結構開關
	Switch of micro-gap construction (for US version) Switch of micro-gap / micro-disconnection construction (for other versions except US) 小間隙結構開關（US 版本） 小間隙 / 小斷開結構的開關（非 US 版）
	Switch without contact gap (Semiconductor switching device) 無接觸間隙的開關（半導體開關設備）