

# Installation Guide

10-Port Gigabit Desktop Switch with 8-Port PoE+

© 2025 TP-Link 7100001172 REV1.2.0

## LED Explanation

### Power

**On:** Power on  
**Off:** Power off

### Link/Act; Uplink 1, Uplink 2

**Green On:**  
Running at 1000 Mbps, but no activity.  
**Green Flashing:**  
Running at 1000 Mbps and is transmitting or receiving data.  
**Yellow On:**  
Running at 10/100 Mbps, but no activity.  
**Yellow Flashing:**  
Running at 10/100 Mbps and is transmitting or receiving data.  
**Off:**  
No device is linked to the corresponding port.

### PoE Status

**On:** Providing PoE power  
**Flashing:** PoE fault  
**Off:** Not providing PoE power

### PoE Max

**On:** 116 W ≤ Total power supply < 123 W  
**Flashing:** Total power supply ≥ 123 W  
**Off:** Total power supply < 116 W

## Switches Explanation

**Note:** The numbers indicate the ports where the feature applies. For example, when Extend 1-4 is toggled to On, Extend mode will be enabled for ports 1 through 4.

### Extend

**Off:** Ports run at 10/100/1000 Mbps and support PoE power supply up to 100 m away.  
**On:** Ports run at 10 Mbps and support PoE power supply up to 250 m away.

### Priority

**Off:** All the ports transmit data with the same priority.  
**On:** The specific ports transmit data with a higher priority than other ports.

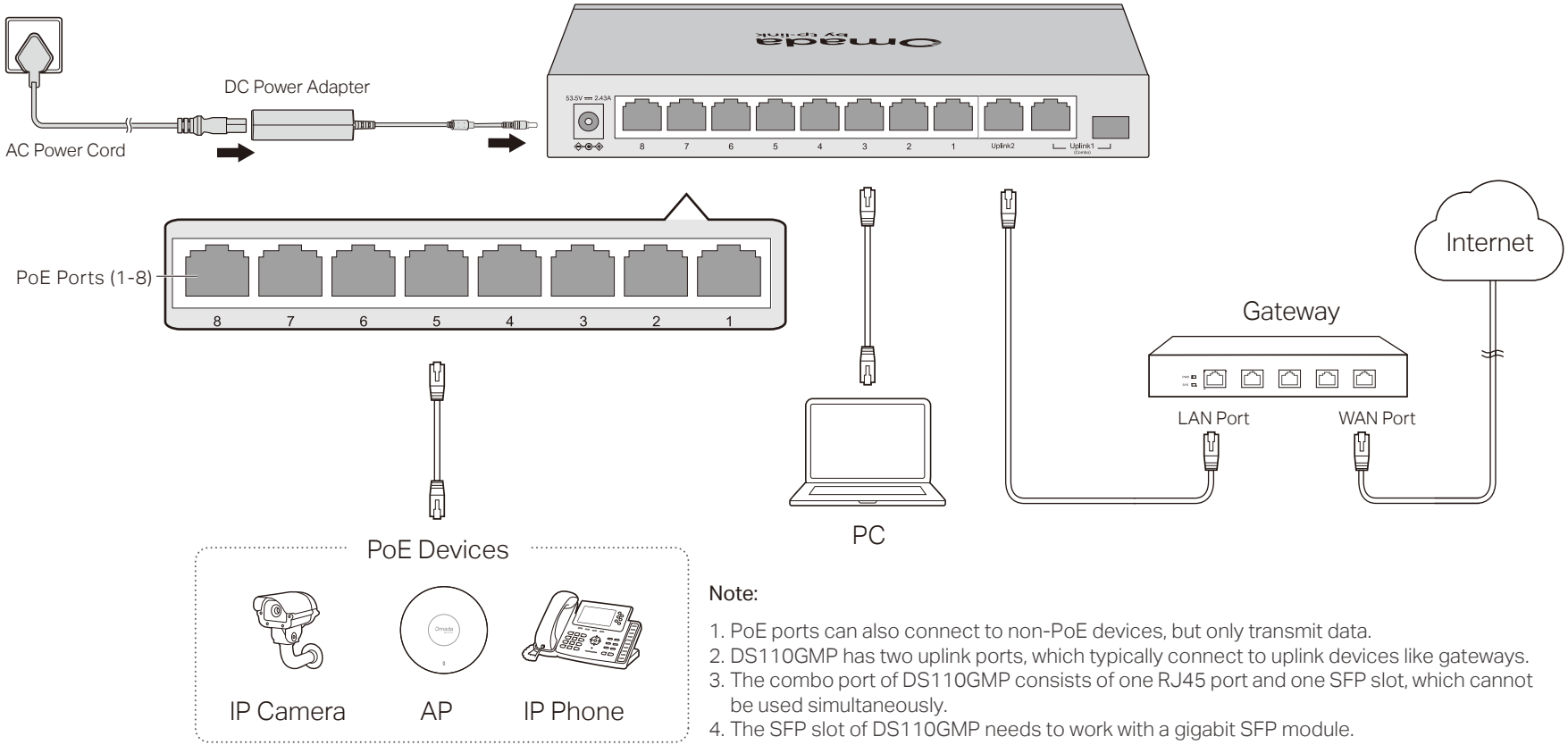
### Recovery

**Off:** The PoE Auto Recovery function is disabled.  
**On:** The switch will constantly detect the working status of a PoE powered device (PD). When the switch finds that the PD works abnormally, the switch will reboot it.

### Isolation

**Off:** Ports can transmit data with each other.  
**On:** Specific ports cannot transmit data with other downlink ports. They can transmit data only with the uplink ports.

## Connection



Frequently Asked Questions (FAQ)

Q1. The Power LED is not lit.

The Power LED should be lit when the power system is working normally. If the Power LED is not lit, please check as follows:

- A1:** Make sure the AC power cord is connected the switch with power source properly.
- A2:** Make sure the voltage of the power supply meets the requirements of the input voltage of the switch.
- A3:** Make sure the power source is on.

Q2. Why is the Link/Act LED not lit while a device is connected to the corresponding port?

It is recommended that you check the following items:

- A1:** Make sure that the cable connectors are firmly plugged into the switch and the device.
- A2:** Make sure the connected device is turned on and working well.
- A3:** The cable must be less than 100 meters long (328 feet). If Extend Mode is enabled, it should be less than 250 meters (820 feet).

Q3. Why is PoE/PoE+ Port not supplying power for PoE devices?

When the total power consumption of connected PoE devices exceeds the maximum, the PoE port with a smaller port number has a higher priority. The system will cut off power to the ports with larger port numbers to ensure supplying to other ports.

For DS110GMP, the total PoE power budget is 123 W. For example, if port 1, 2, 3, and 4 each draw 30 W (totaling 120 W), and a new device requiring 10 W is connected to port 5, the total demand would reach 130 W, exceeding the power budget. In this case, the system will cut off power to port 5 to prevent overload.

Q4. What should I notice before using the PoE Auto Recovery feature?

- A1:** Before upgrading a connected PoE powered device (PD), disable PoE Auto Recovery to avoid the PD’s damage.
- A2:** When a PD does not send data packets to the switch for a long period in certain scenarios (e.g. an IPC in sleep mode), disable PoE Auto Recovery to avoid the PD repeatedly rebooting.

Environmental and Physical Specifications

Operating Temperature	0°C to 40°C (32°F to 104°F)
Storage Temperature	-40°C to 70°C (-40°F to 158°F)
Operating Humidity	10% to 90%RH non-condensing
Storage Humidity	5% to 90%RH non-condensing

環境和物理規格

工作溫度	0°C 至 40°C (32°F 至 104°F)
儲存溫度	-40°C 至 70°C (-40°F 至 158°F)
工作濕度	10% 至 90%RH 無凝結
儲存濕度	5% 至 90%RH 無凝結

EU declaration of conformity

TP-Link hereby declares that the switch is in compliance with the essential requirements and other relevant provisions of directives 2014/30/EU, 2014/35/EU, 2011/65/EU and (EU)2015/863. The original EU declaration of conformity may be found at <https://www.tp-link.com/en/support/ce/>

UK declaration of conformity

TP-Link hereby declares that the switch is in compliance with the essential requirements and other relevant provisions of the Electromagnetic Compatibility Regulations 2016 and Electrical Equipment (Safety) Regulations 2016. The original UK declaration of conformity may be found at <https://www.tp-link.com/support/ukca>

FCC STATEMENT

Product Name: 10-Port Gigabit Desktop Switch with 8-Port PoE+  
Model Number: DS110GMP

Component Name	Model
Power Adapter	T535243-2-DT

Responsible party:  
TP-Link Systems Inc.  
Address: 10 Mauchly, Irvine, CA 92618  
Website: <https://www.tp-link.com/us/>  
Tel: +1 626 333 0234  
Fax: +1 909 527 6804  
E-mail: [sales.usa@tp-link.com](mailto:sales.usa@tp-link.com)

This equipment has been tested and found to comply with the limits for a Class A digital device, pursuant to part 15 of the FCC Rules. These limits are designed to provide reasonable protection against harmful interference when the equipment is operated in a commercial environment. This equipment generates, uses, and can radiate radio frequency energy and, if not installed and used in accordance with the instruction manual, may cause harmful interference to radio communications. Operation of this equipment in a residential area is likely to cause harmful interference in which case the user will be required to correct the interference at his own expense.

This device complies with part 15 of the FCC Rules. Operation is subject to the following two conditions:  
1) This device may not cause harmful interference.  
2) This device must accept any interference received, including interference that may cause undesired operation.

Any changes or modifications not expressly approved by the party responsible for compliance could void the user’s authority to operate the equipment.

Product Name: Power Adapter  
Model Number: T050060-2B1

Responsible party:  
TP-Link Systems Inc.  
Address: 10 Mauchly, Irvine, CA 92618  
Website: <https://www.tp-link.com/us/>  
Tel: +1 626 333 0234  
Fax: +1 909 527 6804  
E-mail: [sales.usa@tp-link.com](mailto:sales.usa@tp-link.com)

This equipment has been tested and found to comply with the limits for a Class A digital device, pursuant to part 15 of the FCC Rules. These limits are designed to provide reasonable protection against harmful interference when the equipment is operated in a commercial environment. This equipment generates, uses, and can radiate radio frequency energy and, if not installed and used in accordance with the instruction manual, may cause harmful interference to radio communications. Operation of this equipment in a residential area is likely to cause harmful interference in which case the user will be required to correct the interference at his own expense.

This device complies with part 15 of the FCC Rules. Operation is subject to the following two conditions:  
1) This device may not cause harmful interference.  
2) This device must accept any interference received, including interference that may cause undesired operation.

Any changes or modifications not expressly approved by the party responsible for compliance could void the user’s authority to operate the equipment.

We, TP-Link Systems Inc., has determined that the equipment shown as above has been shown to comply with the applicable technical standards, FCC part 15. There is no unauthorized change is made in the equipment and the equipment is properly maintained and operated.


Industry Canada Statement

CAN ICES-003 (A)/NMB-003(A)

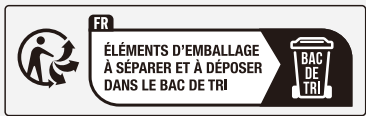
CE Mark Warning

This is a class A product. In a domestic environment, this product may cause radio interference, in which case the user may be required to take adequate measures.

この装置は、クラスA情報技術装置です。この装置を家庭環境で使用すると電波妨害を引き起こすことがあります。この場合には使用者が適切な対策を講ずるよう要求されることがあります。



Продукт сертифіковано згідно с правилами системи УкрСЕПРО на відповідність вимогам нормативних документів та вимогам, що передбачені чинними законодавчими актами України.



BSMI Notice

安全諮詢及注意事項

- 請使用原裝電源供應器或只能按照本產品注明的電源類型使用本產品。
- 清潔本產品之前請先拔掉電源線。請勿使用液體、噴霧清潔劑或濕布進行清潔。
- 注意防潮，請勿將水或其他液體潑灑到本產品上。
- 插槽與開口供通風使用，以確保本產品的操作可靠並防止過熱，請勿堵塞或覆蓋開口。
- 請勿將本產品置放於靠近熱源的地方。除非有正常的通風，否則不可放在密閉位置中。
- 請不要私自拆開機殼或自行維修，如產品有故障請與原廠或代理商聯繫。
- 警告：為避免電磁干擾，本產品不應安裝或使用於住宅環境。

限用物質含有情況標示聲明書

產品元件名稱	限用物質及其化學符號					
	鉛 Pb	鎘 Cd	汞 Hg	六價鉻 Cr <sup>6+</sup>	多溴聯苯 PBB	多溴二苯醚 PBDE
PCB	○	○	○	○	○	○
外殼	○	○	○	○	○	○
電源供應器	-	○	○	○	○	○
其他及其配件	-	○	○	○	○	○
備考1: "○" 系指該項限用物質之百分比含量未超出百分比含量基準值。						
備考2: "-" 系指該項限用物質為排除項目。						

Specifications

General Specifications

Standard	IEEE 802.3i, IEEE 802.3u, IEEE 802.3ab, IEEE 802.3x, IEEE 802.3af, IEEE 802.3at, IEEE 802.1p, IEEE 802.3z
Interface	10 10/100/1000 Mbps RJ45 Ports, Auto-Negotiation MDI/MDIX; 1 1000 Mbps SFP port (Combo); PoE Ports: Port 1-8
Network Media (Cable)	10BASE-T: UTP category 3, 4, 5 cable (maximum 100 m); EIA/TIA-568 100 Ω STP (maximum 100 m) 100BASE-TX: UTP category 5, 5e cable (maximum 100 m); EIA/TIA-568 100 Ω STP (maximum 100 m) 1000BASE-T: UTP category 5e cable or above (maximum 100 m); EIA/TIA-568 100 Ω STP (maximum 100 m) 1000BASE-SX/LX/LX10/BX10: MMF, SMF
Switching Capacity	20 Gbps
Transfer Method	Store-and-Forward
MAC Address Learning	Automatically learning, automatically aging
Power Supply	Input: 100-240 VAC, 50/60 Hz Output: 53.5 V DC/2.43 A
PoE Budget	123 W (up to 30 W for each PoE port)
Wall Mountable	Yes
Distance Between Mounting Holes	150 mm

For technical support, replacement services, user guides, and more, please visit <https://support.omadanetworks.com/>, or simply scan the QR code.



Safety Information

- Keep the device away from water, fire, humidity or hot environments.
- Do not attempt to disassemble, repair, or modify the device. If you need service, please contact us.
- Place the device with its bottom surface downward.
- Do not use damaged charger or USB cable to charge the device.
- Do not use any other chargers than those recommended.
- Adapter shall be installed near the equipment and shall be easily accessible.
- The plug on the power supply cord is used as the disconnect device, the socket-outlet shall be easily accessible.














Wall Mounting Requirements

To mount the device on a wall, use 2 screws which complies with ANSI B1.1 4#, (5#), 6# standard and are more than 8.5 mm in length. When the screws are fixed on the wall, the distance between the screw head and the wall should be more than 1.5 mm.

Explanation of the symbols on the product label

產品標籤上符號的解釋

Note: The product label can be found at the bottom of the product.  
Symbols may vary from products.  
注意：產品標籤可在產品底部找到。符號可能因產品而異。

Symbol 符號	Explanation 說明
	Class II equipment 二級設備
	Class II equipment with functional earthing 具有接地功能的二級設備
	Alternating current 交流電
	Direct current DC 電壓
	Polarity of DC power connector 輸出端點的極性
	For indoor use only 僅供室內使用
	Dangerous voltage 危險電壓
	Caution, risk of electric shock 請注意，有觸電的危險
	Energy efficiency marking 能源效率標誌
	Protective earthing 保護接地
	Earth 接地
	Frame or chassis 框架或外殼
	Functional earthing 功能接地
	Caution, hot surface 請注意，表面過熱
	Caution 警告
	Operator's manual 操作手冊
	Stand-by 待機
	"ON"/"OFF" (push-push) “開啟” / “關閉”（按壓式）
	Fuse 保險絲
	Fuse is used in neutral N 保險絲用於中性線 N
	RECYCLING 回收  This product bears the selective sorting symbol for Waste electrical and electronic equipment (WEEE). This means that this product must be handled pursuant to European directive 2012/19/EU in order to be recycled or dismantled to minimize its impact on the environment. Users have the choice to give their product to a competent recycling organization or to the retailer when they buy new electrical or electronic equipment. 這個產品帶有歐盟指令 2012/19/EU 中關於廢棄電氣電子設備（WEEE）的選擇性分類標誌。這意味著，該產品必須按照該指令處理，以便進行回收或拆解，從而最大限度地減少對環境的影響。 用戶可以選擇將產品交給有資格的回收機構，或在購買新的電器或電子設備時將其交給零售商進行回收。
	Caution, avoid listening at high volume levels for long periods 請小心，避免長時間以高音量收聽。
	Disconnection, all power plugs 斷線，所有電源插頭
	Switch of mini-gap construction 迷你間隙結構開關
	Switch of micro-gap construction (for US version) Switch of micro-gap / micro-disconnection construction (for other versions except US) 小間隙結構開關（US 版本） 小間隙 / 小斷開結構的開關（非 US 版）
	Switch without contact gap (Semiconductor switching device) 無接觸間隙的開關（半導體開關設備）