

Installation Guide

Passive PoE Adapter

POE2412G/POE4818G/POE4824G



For technical support, replacement services, user guides, and more, please visit <https://support.omadanetworks.com/>, or simply scan the QR code.

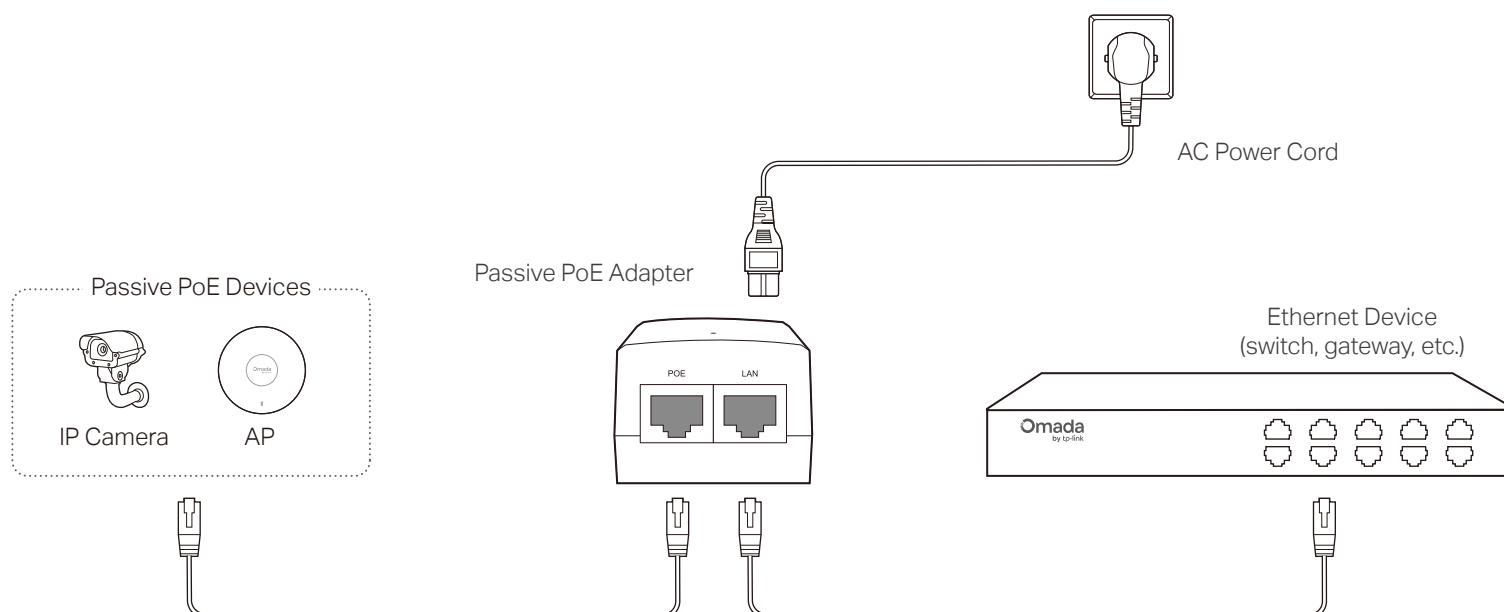
7100001545 REV2.30.0

Package Contents: passive PoE adapter, power cord, wall mount kits

Note: POE2412G is used as an example throughout this guide. Other models may differ in appearance.

Connection

Use the passive PoE adapter to simultaneously supply power and transmit data to a passive PoE device.

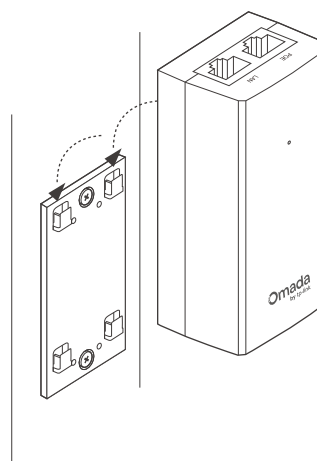
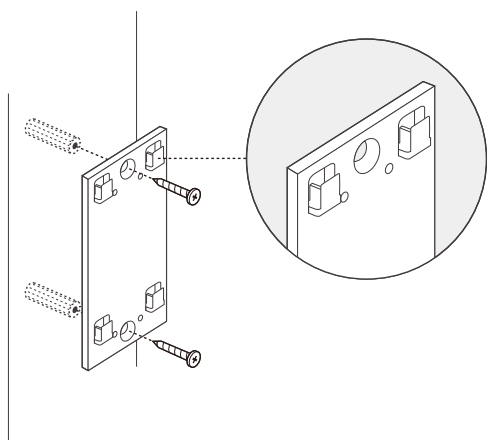


Note: Before connecting a passive PoE device, please check the required voltage in its product manual.

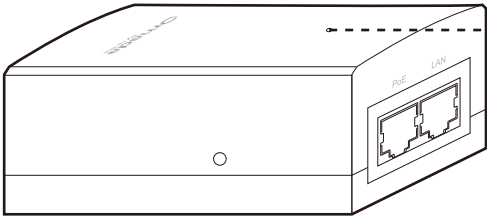
Installation

Note: To ensure the passive PoE adapter is attached most securely, it is recommended to install the adapter with the Ethernet port facing upward.

1. Drill two holes on the wall and insert the plastic wall anchors into the holes. Secure the mounting bracket to the wall. Make sure the shoulders at the corners of the mounting bracket are on the outside and pointing upward.
2. Attach the passive PoE adapter to the mounting bracket by sliding the adapter in the direction of the arrows until it locks into place.



LED & Button



FAQ

General Specifications

Standards	IEEE 802.3i, IEEE 802.3u, IEEE 802.3ab
Output Power	POE2412G: 24V/0.5A POE4818G: 48V/0.375A POE4824G: 48V/0.5A
Cable Type	UTP/STP of Cat. 5e or above (based on the standards that the connected devices comply with)
Ports	<ul style="list-style-type: none">10/100/1000Mbps Auto-Negotiation RJ45 LAN port10/100/1000Mbps Auto-Negotiation RJ45 POE port
LED	PWR

Environmental and Physical Specifications

Operating Temperature	0 °C to 40 °C (32 °F to 104 °F)
Storage Temperature	-40 °C to 70 °C (-40 °F to 158 °F)
Operating Humidity	10% to 90%RH non-condensing
Storage Humidity	5% to 90%RH non-condensing

Wall Mounting Requirements

To mount the device on a wall, use 2 screws which complies with ANSI B1.1 4#, (5#), 6# standard and are more than 7 mm in length. When the screws are fixed on the wall, the distance between the screw head and the wall should be no more than 1.5 mm.

牆面安裝要求

將設備安裝到牆上，需使用 2 顆符合 ANSI B1.1 4#、(5#)、6# 標準、長度大於 7mm 的螺絲，螺絲固定在牆上時，螺絲頭與牆面的距離應大於 1.5mm。

FCC compliance information statement

Product Name: Passive PoE Adapter
Model Number: POE2412G/POE4818G/POE4824G
Responsible party:
TP-Link Systems Inc.
Address: 10 Mauchly, Irvine, CA 92618
Website: <https://www.tp-link.com/us/>
Tel: +1 626 333 0234
Fax: +1 909 527 6804
E-mail: sales.usa@tp-link.com

This equipment has been tested and found to comply with the limits for a Class B digital device, pursuant to part 15 of the FCC Rules. These limits are designed to provide reasonable protection against harmful interference in a residential installation. This equipment generates, uses and can radiate radio frequency energy and, if not installed and used in accordance with the instructions, may cause harmful interference to radio communications. However, there is no guarantee that interference will not occur in a particular installation. If this equipment does cause harmful interference to radio or television reception, which can be determined by turning the equipment off and on, the user is encouraged to try to correct the interference by one or more of the following measures:

- Reorient or relocate the receiving antenna.
- Increase the separation between the equipment and receiver.
- Connect the equipment into an outlet on a circuit different from that to which the receiver is connected.
- Consult the dealer or an experienced radio/ TV technician for help.

This device complies with part 15 of the FCC Rules. Operation is subject to the following two conditions:
1) This device may not cause harmful interference.
2) This device must accept any interference received, including interference that may cause undesired operation.

Any changes or modifications not expressly approved by the party responsible for compliance could void the user's authority to operate the equipment.

We, TP-Link Systems Inc., has determined that the equipment shown as above has been shown to comply with the applicable technical standards, FCC part 15. There is no unauthorized change is made in the equipment and the equipment is properly maintained and operated.

Issue Date: 2025/07/24

EU Declaration of Conformity

TP-Link hereby declares that the device is in compliance with the essential requirements and other relevant provisions of directives 2014/30/EU, 2014/35/EU, 2009/125/EC, 2011/65/EU and (EU)2015/863.
The original EU declaration of conformity may be found at <https://www.tp-link.com/en/support/ce/>

UK Declaration of Conformity

TP-Link hereby declares that the device is in compliance with the essential requirements and other relevant provisions of the Electromagnetic Compatibility Regulations 2016 and Electrical Equipment (Safety) Regulations 2016.
The original UK declaration of conformity may be found at <https://www.tp-link.com/support/ukca/>

SAFETY NOTICES

⚠ Cautions

Keep the device away from water, fire, humidity or hot environments.
Avoid using this product during an electrical storm. There may be a remote risk of electric shock from lightning.
Plug the product into the wall outlets with earthing connection through the power supply cord.
Do not attempt to disassemble, repair, or modify the device. If you need service, please contact us.
The socket-outlet shall be installed near the equipment and shall be easily accessible.
The PoE ports shall not be used to charge lithium batteries or devices supplied by lithium batteries.

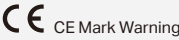


Продукт сертифіковано згідно с правилами системи УкрСЕПРО на відповідність вимогам нормативних документів та вимогам, що передбачені чинними законодавчими актами України.



Industry Canada Statement

CAN ICES-003 (B)/NMB-003(B)



BSMI Notice

安全諮詢及注意事項

- 請使用原裝電源供應器或只能按照本產品注明的電源類型使用本產品。
- 清潔本產品之前請先拔掉電源線。請勿使用液體、噴霧清潔劑或濕布進行清潔。
- 注意防潮，請勿將水或其他液體潑灑到本產品上。
- 插槽與開口供通風使用，以確保本產品的操作可靠並防止過熱，請勿堵塞或覆蓋開口。
- 請勿將本產品置放於靠近熱源的地方。除非有正常的通風，否則不可放在密閉位置中。
- 請不要私自拆開機殼或自行維修，如產品有故障請與原廠或代理商聯繫。
- 請確保接入帶保護接地之插座。

限用物質含有情況標示聲明書

產品元件名稱	限用物質及其化學符號					
	鉛 Pb	鎘 Cd	汞 Hg	六價鉻 Cr ⁶⁺	多溴聯苯 PBB	多溴二苯醚 PBDE
PCB	○	○	○	○	○	○
外殼	○	○	○	○	○	○
電源線	○	○	○	○	○	○
其他及其配件	-	○	○	○	○	○
備考1: "○" 系指該項限用物質之百分比含量未超出百分比含量基準值。						
備考2: "-" 系指該項限用物質為排除項目。						

Q1. Can the PoE adapter supply power to a passive PoE device which doesn't have a gigabit Ethernet port?

A: Yes. Both the LAN and the PoE ports of the PoE adapter comply with IEEE 802.3i and IEEE 802.3u standards and support 10/100Mbps Auto-Negotiation.

Q2. Can the Passive PoE adapter supply power to all my PoE devices?

A: If your devices support passive PoE and the voltage standards of the devices match that of the passive PoE adapter, the passive PoE adapter can supply power to them.

Explanation of the symbols on the product label

產品標籤上符號的解釋

Note: The product label can be found at the bottom of the product.

Symbols may vary from products.

注意：產品標籤可在產品底部找到。符號可能因產品而異。

Symbol 符號	Explanation 說明
	Class II equipment II類設備
	Class II equipment with functional earthing 具有功能接地的II類設備
	Alternating current 交流
	Direct current 直流
	Polarity of d.c. power connector 輸出端點的極性
	For indoor use only 僅供室內使用
	Dangerous voltage 危險電壓
	Caution, risk of electric shock 請注意，有觸電的危險
	Energy efficiency Marking 能源效率標誌
	Protective earth 保護接地
	Earth 接地
	Frame or chassis 功能接地
	Functional earthing 功能接地
	Caution, hot surface 請注意，表面過熱
	Caution 警告
	Operator's manual 操作手冊
	Stand-by 待機
	"ON"/"OFF" (push-push) “開啟” / “關閉” （按壓式）
	Fuse 保險絲
	Fuse is used in neutral N 保險絲用於中性線 N
	RECYCLING 回收
	This product bears the selective sorting symbol for Waste electrical and electronic equipment (WEEE). This means that this product must be handled pursuant to European directive 2012/19/EU in order to be recycled or dismantled to minimize its impact on the environment.
	User has the choice to give his product to a competent recycling organization or to the retailer when he buys a new electrical or electronic equipment.
	這個產品帶有歐盟指令 2012/19/EU 中關於廢棄電氣電子設備（WEEE）的選擇性分類標誌。這意味著，該產品必須按照該指令處理，以便進行回收或拆解，從而最大限度地減少對環境的影響。
	用戶可以選擇將產品交給有資格的回收機構，或在購買新的電器或電子設備時將其交給零售商進行回收。
	Caution, avoid listening at high volume levels for long periods 請小心，避免長時間以高音量收聽。
	Disconnection, all power plugs 斷線，所有電源插頭
	Switch of mini-gap construction 迷你間隙結構開關
	Switch of micro-gap construction (for US version) Switch of micro-gap / micro-disconnection construction (for other versions except US) 小間隙結構開關（US 版本） 小間隙 / 小斷開結構的開關（非 US 版）
	Switch without contact gap (Semiconductor switching device) 無接觸間隙的開關（半導體開關設備）