




Installation Guide

5/8-Port Gigabit Desktop Switch

Power

-  On: Power on
-  Off: Power off

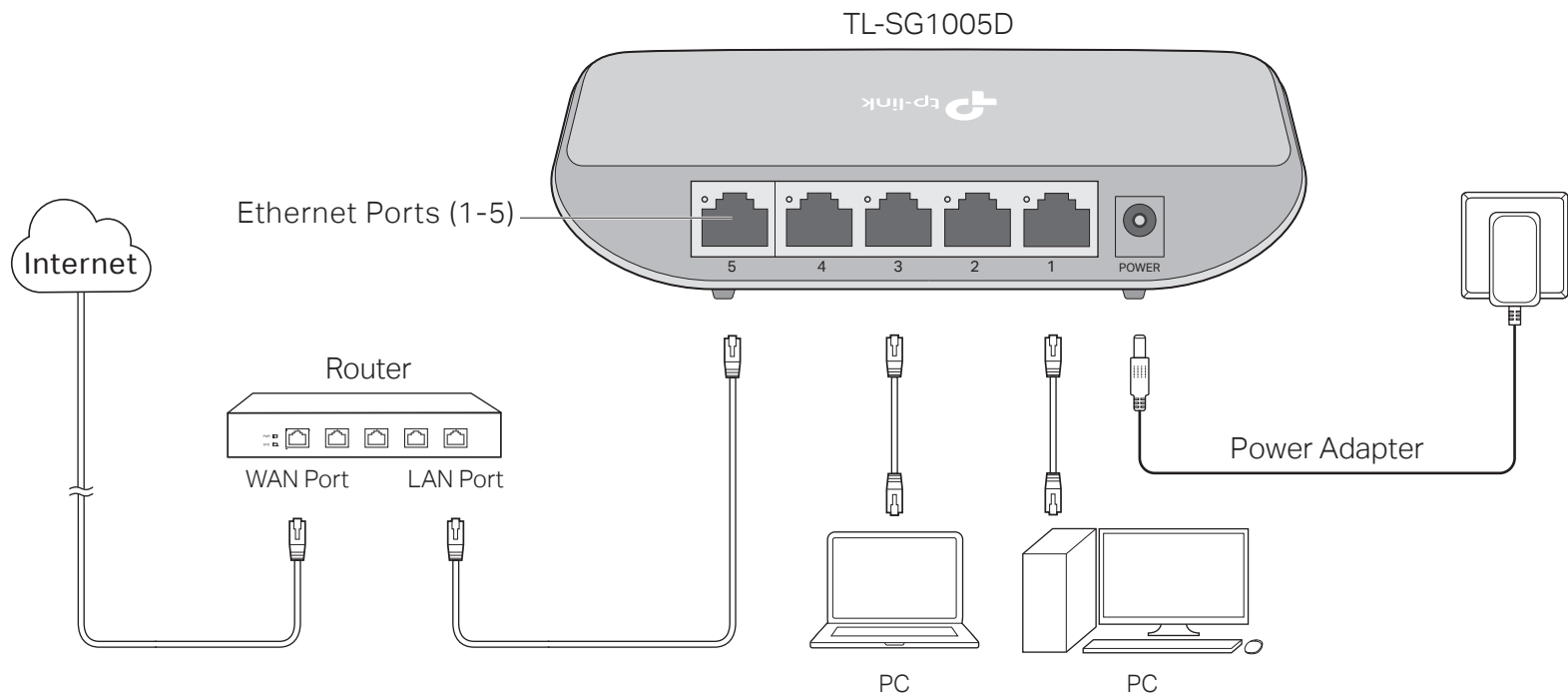
Link/Act

-  On: Link present but no activity
- Flashing:** Transmitting/receiving data
- Off: No link

© 2025 TP-Link 7100002485 REV9.4.0

Note: For simplicity, we will take TL-SG1005D for example throughout this Guide.

Connection



Frequently Asked Questions (FAQ)

Q1. Why is the Power LED not lit?

The Power LED should be lit when the power system is working normally. If the Power LED is not lit, please try the following:

- A1:** Make sure the power cord is connected to the switch with power source properly.
- A2:** Make sure the voltage of the power supply meets the requirements of the input voltage of the switch.
- A3:** Make sure the power source is ON.

Q2. Why is the Link/Act LED not lit when a device is connected to the corresponding port?

Please try the following:

- A1:** Make sure that the cable connectors are firmly plugged into the switch and the device.
- A2:** Make sure the connected device is turned on and works normally.
- A3:** Try to change the connected device's transmission speed and duplex mode.
- A4:** The cable must be less than 100 meters long (328 feet).

Environmental and Physical Specifications

Operating Temperature	0°C to 40°C (32°F to 104°F)
Storage Temperature	-40°C to 70°C (-40°F to 158°F)
Operating Humidity	10% to 90% RH non-condensing
Storage Humidity	5% to 90% RH non-condensing

環境和物理規格

運作溫度	0°C - 40°C (32°F - 104°F)
存放溫度	-40°C - 70°C (-40°F - 158°F)
運作濕度	10% - 90% RH 無凝結
存放濕度	5% - 90% RH 無凝結

EU declaration of conformity

TP-Link hereby declares that the switch is in compliance with the essential requirements and other relevant provisions of directives 2014/30/EU, 2014/35/EU, 2009/125/EC, 2011/65/EU and (EU)2015/863.

The original EU declaration of conformity may be found at <https://www.tp-link.com/en/support/ce/>

UK declaration of conformity

TP-Link hereby declares that the switch is in compliance with the essential requirements and other relevant provisions of the Electromagnetic Compatibility Regulations 2016 and Electrical Equipment (Safety) Regulations 2016.

The original UK declaration of conformity may be found at <https://www.tp-link.com/support/ukca/>



For the EU countries, use only the power adapters listed below:

Model	Power Adapter	Manufacturer
TL-SG1005D	T050060-2C1	TP-Link
TL-SG1008D	T050060-2C1	TP-Link



FCC STATEMENT

Product Name: 5-Port Gigabit Desktop Switch
Model Number: TL-SG1005D
Product Name: 8-Port Gigabit Desktop Switch
Model Number: TL-SG1008D

Component Name	Model
Power Adapter	T050060-2C1

Responsible party:

TP-Link Systems Inc.

Address: 10 Mauchly, Irvine, CA 92618

Website: <https://www.tp-link.com/us/>

Tel: +1 626 333 0234

Fax: +1 909 527 6804

E-mail: sales.usa@tp-link.com

This equipment has been tested and found to comply with the limits for a Class B digital device, pursuant to part 15 of the FCC Rules. These limits are designed to provide reasonable protection against harmful interference in a residential installation. This equipment generates, uses and can radiate radio frequency energy and, if not installed and used in accordance with the instructions, may cause harmful interference to radio communications. However, there is no guarantee that interference will not occur in a particular installation. If this equipment does cause harmful interference to radio or television reception, which can be determined by turning the equipment off and on, the user is encouraged to try to correct the interference by one or more of the following measures:

- Reorient or relocate the receiving antenna.
- Increase the separation between the equipment and receiver.
- Connect the equipment into an outlet on a circuit different from that to which the receiver is connected.
- Consult the dealer or an experienced radio/ TV technician for help.

This device complies with part 15 of the FCC Rules. Operation is subject to the following two conditions:

- 1) This device may not cause harmful interference.
- 2) This device must accept any interference received, including interference that may cause undesired operation.

Any changes or modifications not expressly approved by the party responsible for compliance could void the user's authority to operate the equipment.

Product Name: Power Adapter

Model Number: T050060-2C1

Responsible party:

TP-Link Systems Inc.

Address: 10 Mauchly, Irvine, CA 92618

Website: <https://www.tp-link.com/us/>

Tel: +1 626 333 0234

Fax: +1 909 527 6804

E-mail: sales.usa@tp-link.com

This equipment has been tested and found to comply with the limits for a Class B digital device, pursuant to part 15 of the FCC Rules. These limits are designed to provide reasonable protection against harmful interference in a residential installation. This equipment generates, uses and can radiate radio frequency energy and, if not installed and used in accordance with the instructions, may cause harmful interference to radio communications. However, there is no guarantee that interference will not occur in a particular installation. If this equipment does cause harmful interference to radio or television reception, which can be determined by turning the equipment off and on, the user is encouraged to try to correct the interference by one or more of the following measures:

- Reorient or relocate the receiving antenna.
- Increase the separation between the equipment and receiver.
- Connect the equipment into an outlet on a circuit different from that to which the receiver is connected.
- Consult the dealer or an experienced radio/ TV technician for help.

This device complies with part 15 of the FCC Rules. Operation is subject to the following two conditions:

- 1) This device may not cause harmful interference.
- 2) This device must accept any interference received, including interference that may cause undesired operation.

Any changes or modifications not expressly approved by the party responsible for compliance could void the user's authority to operate the equipment.

We, TP-Link Systems Inc., has determined that the equipment shown as above has been shown to comply with the applicable technical standards, FCC part 15. There is no unauthorized change is made in the equipment and the equipment is properly maintained and operated.

Issue Date: 2025-11-18

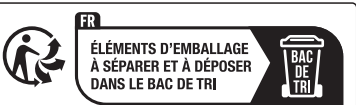
Industry Canada Statement

CAN ICES-003 (B)/NMB-003(B)

CE Mark Warning



Продукт сертифіковано згідно з правилами системи УкрСЕПРО на відповідність вимогам нормативних документів та вимогам, що передбачені чинними законодавчими актами України.



Specifications

General Specifications

Standard	IEEE802.3, IEEE802.3i, IEEE802.3u, IEEE802.3ab, IEEE802.3x, IEEE802.1p
Protocol	CSMA/CD
Interface	5/8 10/100/1000 Mbps Auto-Negotiation RJ45 Ports
Network Media (Cable)	10BASE-T: UTP category 3, 4, 5 cable (maximum 100 m) EIA/TIA-568 100Ω STP (maximum 100 m) 100BASE-TX: UTP category 5, 5e cable (maximum 100 m) EIA/TIA-568 100Ω STP (maximum 100 m) 1000Base-T: UTP category 5e cable (maximum 100 m) EIA/TIA-568 100Ω STP (maximum 100 m)
LED Indicators	Power, Link/Act LEDs
Data Transfer Rate	Ethernet: 10 Mbps (Half Duplex), 20 Mbps (Full Duplex) Fast Ethernet: 100 Mbps (Half Duplex), 200 Mbps (Full Duplex) Gigabit Ethernet: 2000 Mbps (Full Duplex)
Advanced Features	QoS (802.1p/DSCP Priority)
Transfer Method	Store-and-Forward
MAC Address Learning	Automatically learning, automatically aging
Frame Forward Rate	10Base-T: 14881 pps/Port 100Base-Tx: 148810 pps/Port 1000Base-T: 1488095 pps/Port
Wall Mountable	Yes
Distance Between Mounting Holes	TL-SG1005D: 60 mm TL-SG1008D: 100 mm

Some models featured in this guide may be unavailable in your country or region. For local sales information, visit <https://www.tp-link.com>.



For technical support and other information, please visit <https://www.tp-link.com/support/?type=smb>, or simply scan the QR code.



Safety Information

- Keep the device away from water, fire, humidity or hot environments.
- Do not attempt to disassemble, repair, or modify the device. If you need service, please contact us.
- Do not use damaged charger or USB cable to charge the device.
- Do not use any other chargers than those recommended.
- Adapter shall be installed near the equipment and shall be easily accessible.
- Use only power supplies listed in the user instructions. Refer to the User Manual on the product support page.

Wall Mounting Requirements

TL-SG1005D/TL-SG1008D:

To mount the device on a wall, use 2 screws which complies with ANSI B1.1 4# standard and are more than 10 mm in length. When the screws are fixed on the wall, the distance between the screw head and the wall should be more than 1.5 mm.

牆面安裝要求

TL-SG1005D/TL-SG1008D:

將設備安裝到牆上，需使用 2 顆符合 ANSI B1.1 4# 標準、長度大於 10mm 的螺絲，螺絲固定在牆上時，螺絲頭與牆面的距離應大於 1.5mm。

Explanation of the symbols on the product label

產品標籤上符號的解釋

Note: The product label can be found at the bottom of the product.

Symbols may vary from products.

注意：產品標籤可在產品底部找到。符號可能因產品而異。

Symbol 符號	Explanation 說明
	Class II equipment 二級設備
	Class II equipment with functional earthing 具有接地功能的二級設備
	Alternating current 交流電
	Direct current DC 電壓
	Polarity of DC power connector 輸出端點的極性
	For indoor use only 僅供室內使用
	Dangerous voltage 危險電壓
	Caution, risk of electric shock 請注意，有觸電的危險
	Energy efficiency marking 能源效率標誌
	Protective earthing 保護接地
	Earth 接地
	Frame or chassis 框架或外殼
	Functional earthing 功能接地
	Caution, hot surface 請注意，表面過熱
	Caution 警告
	Operator's manual 操作手冊
	Stand-by 待機
	"ON"/"OFF" (push-push) “開啟” / “關閉”（按壓式）
	Fuse 保險絲
	Fuse is used in neutral N 保險絲用於中性線 N
	RECYCLING 回收 This product bears the selective sorting symbol for Waste electrical and electronic equipment (WEEE). This means that this product must be handled pursuant to European directive 2012/19/EU in order to be recycled or dismantled to minimize its impact on the environment. Users have the choice to give their product to a competent recycling organization or to the retailer when they buy new electrical or electronic equipment. 這個產品帶有歐盟指令 2012/19/EU 中關於廢棄電氣電子設備 (WEEE) 的選擇性分類標誌。這意味著，該產品必須按照該指令處理，以便進行回收或拆解，從而最大限度地減少對環境的影響。 用戶可以選擇將產品交給有資格的回收機構，或在購買新的電器或電子設備時將其交給零售商進行回收。
	Caution, avoid listening at high volume levels for long periods 請小心，避免長時間以高音量收聽。
	Disconnection, all power plugs 斷線，所有電源插頭
	Switch of mini-gap construction 迷你間隙結構開關
	Switch of micro-gap construction (for US version) Switch of micro-gap / micro-disconnection construction (for other versions except US) 小間隙結構開關 (US 版本) 小間隙 / 小斷開結構的開關 (非 US 版)
	Switch without contact gap (Semiconductor switching device) 無接觸間隙的開關 (半導體開關設備)

限用物質含有情況標示聲明書

產品元件名稱	限用物質及其化學符號					
	鉛 Pb	鎘 Cd	汞 Hg	六價鉻 Cr ⁶⁺	多溴聯苯 PBB	多溴二苯醚 PBDE
PCB	○	○	○	○	○	○
外殼	○	○	○	○	○	○
電源供應器	-	○	○	○	○	○
其他及其配件	-	○	○	○	○	○

備考1: "○"系指該項限用物質之百分比含量未超出百分比含量基準值。
備考2: "-"系指該項限用物質為排除項目。

BSMI Notice

安全諮詢及注意事項

- 請使用原裝電源供應器或只能按照本產品注明的電源類型使用本產品。
- 清潔本產品之前請先拔掉電源線。請勿使用液體、噴霧清潔劑或濕布進行清潔。
- 注意防潮，請勿將水或其他液體潑灑到本產品上。
- 插槽與開口供通風使用，以確保本產品的操作可靠並防止過熱，請勿堵塞或覆蓋開口。
- 請勿將本產品置放於靠近熱源的地方。除非有正常的通風，否則不可放在密閉位置中。
- 請不要私自拆開機殼或自行維修，如產品有故障請與原廠或代理商聯繫。
- 警告：為避免電磁干擾，本產品不應安裝或使用於住宅環境