

## FCC compliance information statement



Product Name: Network Camera

Model Number: VIGI C340/VIGI C540/VIGI C440/VIGI C220I/VIGI C230I/VIGI C240I/VIGI C230/VIGI C240/VIGI 330/VIGI C430/VIGI C230I Mini/VIGI C250/VIGI C450/VIGI C540V/VIGI C340S/VIGI C540S/VIGI C350/VIGI C355/VIGI C345/VIGI C385/VIGI C485/VIGI C455/VIGI C445/VIGI C420I/VIGI C430I/VIGI C440I/VIGI C320I/VIGI C330I/VIGI C340I

Responsible party:

TP-Link Systems Inc.

Address: 10 Mauchly, Irvine, CA 92618

Website: <https://www.tp-link.com/us/>

Tel: +1 626 333 0234

Fax: +1 909 527 6804

E-mail: [sales.usa@tp-link.com](mailto:sales.usa@tp-link.com)

This equipment has been tested and found to comply with the limits for a Class B digital device, pursuant to part 15 of the FCC Rules. These limits are designed to provide reasonable protection against harmful interference in a residential installation. This equipment generates, uses and can radiate radio frequency energy and, if not installed and used in accordance with the instructions, may cause harmful interference to radio communications. However, there is no guarantee that interference will not occur in a particular installation. If this equipment does cause harmful interference to radio or television reception, which can be determined by turning the equipment off and on, the user is encouraged to try to correct the interference by one or more of the following measures:

- Reorient or relocate the receiving antenna.
- Increase the separation between the equipment and receiver.
- Connect the equipment into an outlet on a circuit different from that to which the receiver is connected.
- Consult the dealer or an experienced radio/ TV technician for help.

This device complies with part 15 of the FCC Rules. Operation is subject to the following two conditions:

- 1) This device may not cause harmful interference.
- 2) This device must accept any interference received, including interference that may cause undesired operation.

Any changes or modifications not expressly approved by the party responsible for compliance could void the user's authority to operate the equipment.

We, TP-Link Systems Inc., has determined that the equipment shown as above has been shown to comply with the applicable technical standards, FCC part 15. There is no unauthorized change is made in the equipment and the equipment is properly maintained and operated.

Issue Date: 2026-02-08

### CE Mark Warning



### EU declaration of conformity

TP-Link hereby declares that the camera is in compliance with the essential requirements and other relevant provisions of directives 2014/30/EU, 2014/35/EU, 2009/125/EC, 2011/65/EU and (EU)2015/863.

The original EU Declaration of Conformity may be found at <https://www.tp-link.com/en/support/ce/>

### UKCA Mark



### UK Declaration of Conformity

TP-Link hereby declares that the camera is in compliance with the essential requirements and other relevant provisions of the Electromagnetic Compatibility Regulations 2016 and Electrical Equipment (Safety) Regulations 2016.

The original UK Declaration of Conformity may be found at <https://www.tp-link.com/support/ukca>

### Canadian Compliance Statement

This device contains licence-exempt transmitter(s)/receiver(s) that comply with Innovation, Science and Economic Development Canada's licence-exempt RSS(s). Operation is subject to the following two conditions:

- (1) This device may not cause interference.
- (2) This device must accept any interference, including interference that may cause undesired operation of the device.

L'émetteur/récepteur exempt de licence contenu dans le présent appareil est conforme aux CNR d'Innovation, Sciences et Développement économique Canada applicables aux appareils radio exempts de licence. L'exploitation est autorisée aux deux conditions suivantes :



外殼	○	○	○	○	○	○
五金組件	—	○	○	○	○	○
其他與配件	—	○	○	○	○	○

備考1. “超出0.1 wt %” 及 “超出0.01 wt %” 係指限用物質之百分比含量超出百分比含量基準值  
Note 1: “Exceeding 0.1 wt %” and “exceeding 0.01 wt %” indicate that the percentage content of the restricted substance exceeds the reference percentage value of presence condition.

備考2. “○” 係指該項限用物質之百分比含量未超出百分比含量基準值。  
Note 2: “○” indicates that the percentage content of the restricted substance does not exceed the percentage of reference value of presence.

備考3. “—” 係指該項限用物質為排除項目。  
Note 3: The “—” indicates that the restricted substance corresponds to the exemption.



Продукт сертифіковано згідно с правилами системи УкрСЕПРО на відповідність вимогам нормативних документів та вимогам, що передбачені чинними законодавчими актами України.



## Safety Information

- Keep the device away from water, fire, humidity or hot environments. (For indoor cameras)
- Keep the device away from fire or hot environments. DO NOT immerse in water or any other liquid. (For outdoor cameras)
- Do not attempt to disassemble, repair, or modify the device. If you need service, please contact us.
- This product can be powered only by power supplies that comply with Power Source Class 2 ( PS2) or Limited Power Source (LPS) of IEC 62368-1.(For PoE cameras)
- 這台設備僅能由符合IEC 62368-1標準中定義的電源等級2（PS2）或有限電源（LPS）的設備供電。
- Do not use damaged power adapter or USB cable to charge the device.
- Do not use any other power adapters than those recommended
- Adapter shall be installed near the equipment and shall be easily accessible.

- Use only power supplies which are provided by manufacturer and in the original packing of this product. If you have any questions, please don't hesitate to contact us.
- Operating Temperature: -30°C -60°C
- 運作溫度: -30°C -60°C





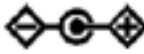



Please read and follow the above safety information when operating the device. We cannot guarantee that no accidents or damage will occur due to improper use of the device. Please use this product with care and operate at your own risk.

## Explanations of the symbols on the product label




### 產品標籤上符號的解釋

Note: The product label can be found at the bottom of the product and its I.T.E. power supply. Symbols may vary from products.

注意: 產品標籤可以在產品底部和其 I.T.E. 電源供應器上找到。產品標籤可在產品底部找到。符號可能因產品而異。

Symbol 符號	Explanation 說明
	Class II equipment 二級設備
	Class II equipment with functional earthing 具有接地功能的二級設備
	Alternating current 交流電
	Direct current DC 電壓
	Polarity of d.c. power connector 輸出端點的極性
	For indoor use only 僅供室內使用
	Dangerous voltage 危險電壓
	Caution, risk of electric shock 請注意，有觸電的危險

	Energy efficiency Marking 能源效率標誌
	Protective earth 保護接地
	Earth 接地
	Frame or chassis 框架或外殼
	Functional earthing 功能接地
	Caution, hot surface 請注意，表面過熱
	Caution 警告
	Operator's manual 操作手冊
	Stand-by 待機
	"ON"/"OFF" (push-push) “開啟” / “關閉” (按壓式)
	Fuse 保險絲
	Fuse is used in neutral N 保險絲用於中性線 N

	<p><b>RECYCLING</b> 回收</p> <p>This product bears the selective sorting symbol for Waste electrical and electronic equipment (WEEE). This means that this product must be handled pursuant to European directive 2012/19/EU in order to be recycled or dismantled to minimize its impact on the environment.</p> <p>User has the choice to give his product to a competent recycling organization or to the retailer when he buys a new electrical or electronic equipment.</p> <p>這個產品帶有歐盟指令 2012/19/EU 中關於廢棄電氣電子設備 (WEEE) 的選擇性分類標誌。這意味著，該產品必須按照該指令處理，以便進行回收或拆解，從而最大限度地減少對環境的影響。</p> <p>用戶可以選擇將產品交給有資格的回收機構，或在購買新的電器或電子設備時將其交給零售商進行回收。</p>
	<p>Caution, avoid listening at high volume levels for long periods 請小心，避免長時間以高音量收聽。</p>
	<p>Disconnection, all power plugs 斷線，所有電源插頭</p>
<p><b>m</b></p>	<p>Switch of mini-gap construction 迷你間隙結構開關</p>
<p><b>μ</b></p>	<p>Switch of micro-gap construction (for US version) Switch of micro-gap / micro-disconnection construction (for other versions except US) 小間隙結構開關 (US 版本) 小間隙 / 小斷開結構的開關 (非 US 版)</p>
<p><b>ε</b></p>	<p>Switch without contact gap (Semiconductor switching device) 無接觸間隙的開關 (半導體開關設備)</p>

## Recommended Power Adapters (for EU Regions)

Product Model	Power Model	Manufacturer
VIGI C250	T120100-2C1	TP-Link
VIGI C350	T120100-2C1	TP-Link
VIGI C450	T120100-2C1	TP-Link

### ErP Information:

- For VIGI C250

Power consumption in networked standby when all wired network ports are connected: 2.0 W

- For VIGI C350

Power consumption in networked standby when all wired network ports are connected: 2.0 W

- For VIGI C450

Power consumption in networked standby when all wired network ports are connected: 2.0 W