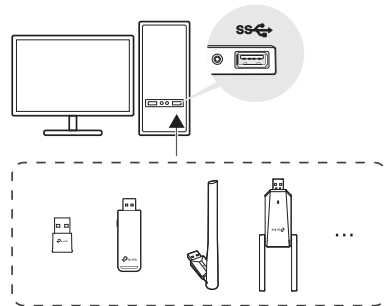


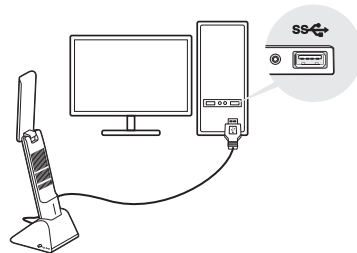
# 1 Connect to a Computer

**Note:** It is recommended to use a USB 3.0 (SS) port if the adapter is compatible with the USB 3.0 standard.

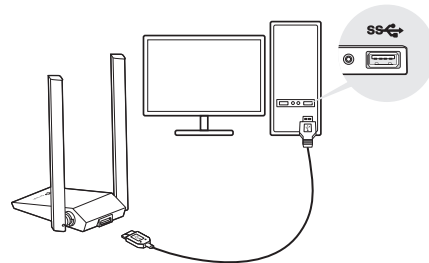
**Option 1:** Directly



**Option 2:** Via the USB Cradle (if provided)



**Option 3:** Via the USB Extension Cable (if provided)



Wireless USB Adapter

Images are for demonstration only.

## 2 Install Driver

### For models with a CD

- Insert the CD and run the **Autorun.exe** to install driver.
- Once finished, restart your computer.





### For models without a CD

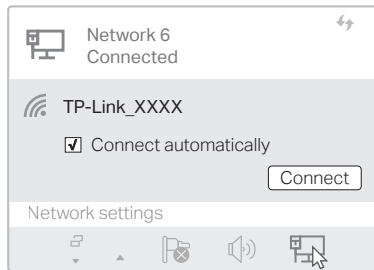
- Go to **My Computer** or **This PC**.
- Double click the **TP-Link disk/TP-Link CD Drive** then run **SetupInstall.exe** to install driver.
- Once finished, restart your computer.

#### Note:

- If you cannot find the setup program, please download the driver at [www.tp-link.com/support](http://www.tp-link.com/support).
- If an unknown publisher message pops up, select **Yes** to continue.
- If Windows User Account Control requires admin credentials, type user name and password of your Windows administrator account.

## 3 Join a Wireless Network

- Click the network icon on the taskbar (the icon might look like one of these: , , , or ).
- Select your Wi-Fi network, click **Connect** and enter the password when prompted.



## Troubleshooting

If you have problems during the installation, please refer to the following online FAQs.

- T1. Can't find the hardware version of the adapter:**  
<https://www.tp-link.com/faq-46.html>
- T2. Can't find or connect to the wireless networks:**  
<https://www.tp-link.com/faq-2253.html>
- T3. Can't install the driver:**  
<https://www.tp-link.com/faq-2252.html>
- T4. How to fix Windows 7 Security issues (if supported):**  
<https://www.tp-link.com/faq-2760.html>

## Safety Information



- Do not attempt to disassemble, repair, or modify the device. If you need service, please contact us.
- Do not use the device where wireless devices are not allowed.
- Keep the device away from water, fire, humidity or hot environments.
- This equipment can be powered only by equipments that comply with Power Source Class 2 (PS2) or Limited Power Source (LPS) defined in the standard of IEC 62368-1.
- Operation of transmitters in the 5.925-7.125 GHz band is prohibited for control of or communications with unmanned aircraft systems (For Wi-Fi 6E adapters).

TP-Link hereby declares that the Wireless USB Adapter is in compliance with the essential requirements and other relevant provisions of directives 2014/53/EU, 2011 /65/EU and (EU) 2015/863.

The original EU Declaration of Conformity may be found at <https://www.tp-link.com/en/support/ce>

TP-Link hereby declares that the Wireless USB Adapter is in compliance with the essential requirements and other relevant provisions of the Radio Equipment Regulations 2017.

The original UK Declaration of Conformity may be found at <https://www.tp-link.com/support/ukca>

## Support



For technical support, replacement services, user guides, and other information, please visit <https://www.tp-link.com/support>, or simply scan the QR code.

