



AX3000 Wi-Fi 6 Range Extender


Boost your Wi-Fi



RE780X



Wi-Fi 6
Dead-Zone Killer



Wider
Channel Width



Connect
More Devices^Δ



Uninterrupted
Streaming[§]

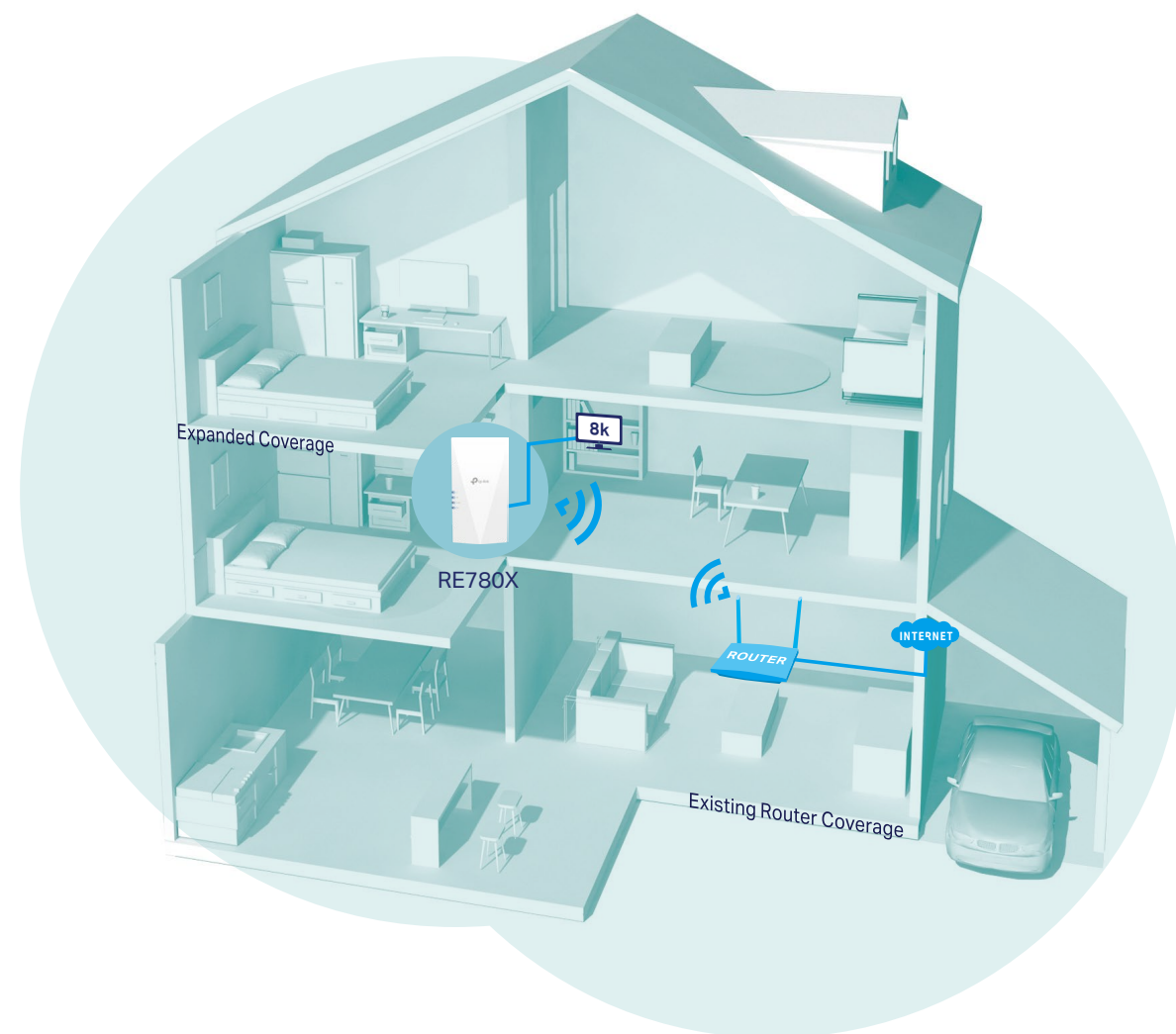


Easy Setup
Within Minutes

Highlights

Eliminate Wi-Fi Dead Zones with Powerful Wi-Fi

Works with any Wi-Fi router to eliminate Wi-Fi dead zones, and blanket your home with stable, super-fast, seamless Wi-Fi via EasyMesh.



● Wi-Fi Coverage
— Ethernet Cable



Faster Wi-Fi 6 Speed

Experience tremendous Wi-Fi speeds up to 3 Gbps with the wider 160 MHz channel.[†]



Larger Capacity

Wi-Fi 6 builds a more efficient network that increases the average throughput by 4 times and servers more devices.[^]



Ultra-Low Latency

Take advantage of ultra-low latency to enjoy smoother online experience.



Save Clients' Battery Power

Target Wake Time schedules the connection time of battery-powered devices to reduce their power consumption.*



Adaptive Path Selection

Keep your network running at top-speed by automatically choosing the fastest connection path to the router.



Access Point Mode

Create a new Wi-Fi access point to enhance your wired network with Wi-Fi capability.



Easy Setup Within Minutes

Easy setup and management via WPS button/Tether app/Web UI.

Highlights



EasyMesh-Compatible

Connect with an EasyMesh-compatible router to create a mesh network for seamless whole-home coverage, or any Wi-Fi router to boost your Wi-Fi range.†**



Wi-Fi Dead-Zone Killer

Eliminate weak signal areas with Wi-Fi coverage for the whole house.



Uninterrupted Streaming

Enjoy uninterrupted streaming, surfing, and more—even when moving around your home.



One Wi-Fi Name

Stay connected to the same network name in every room.



Easy Setup and Unified Management

Push the WPS button to set up a Mesh network you can manage from the Tether app or web UI.



Check the full list of TP-Link's EasyMesh-compatible extenders and routers at tp-link.com/easymesh/product-list/

*More compatible devices coming soon

AX3000 Wi-Fi Range Extender



Secure One-touch Connection (WPS)

Instantly connect the extender to a router without further configuration.

Smart Signal Indicator

See signal to find the best spot to extend Wi-Fi.

- Strong signal
- Weak signal

Gigabit Ethernet Port

Plug in to give wired devices network access, ideal for high-bandwidth intensity.



PC




Game Console



Smart TV

Features



Ease of Use

- Intuitive Web UI– Ensures quick and simple installation without hassle
- Fast Encryption – One-touch wireless security encryption with the WPS button
- Hassle-free Management with Tether App – Network management is made easy with the TP-Link Tether App, available on any Android or iOS device
- Online Upgrade – Keeps you informed of the latest firmware and allows online updating on the web UI



Scan the QR code to download TP-Link Tether.



Speed

- Ultimate Wireless Speed – Combined wireless speeds of up to 574 Mbps (over 2.4 GHz) and 2402 Mbps (over 5 GHz)[†]
- Support Wi-Fi 6 – Turbocharge your devices with wireless speeds of up to 3 Gbps
- Adaptive Path Selection – Keep your network running at top-speed by automatically choosing the fastest connection path to the router



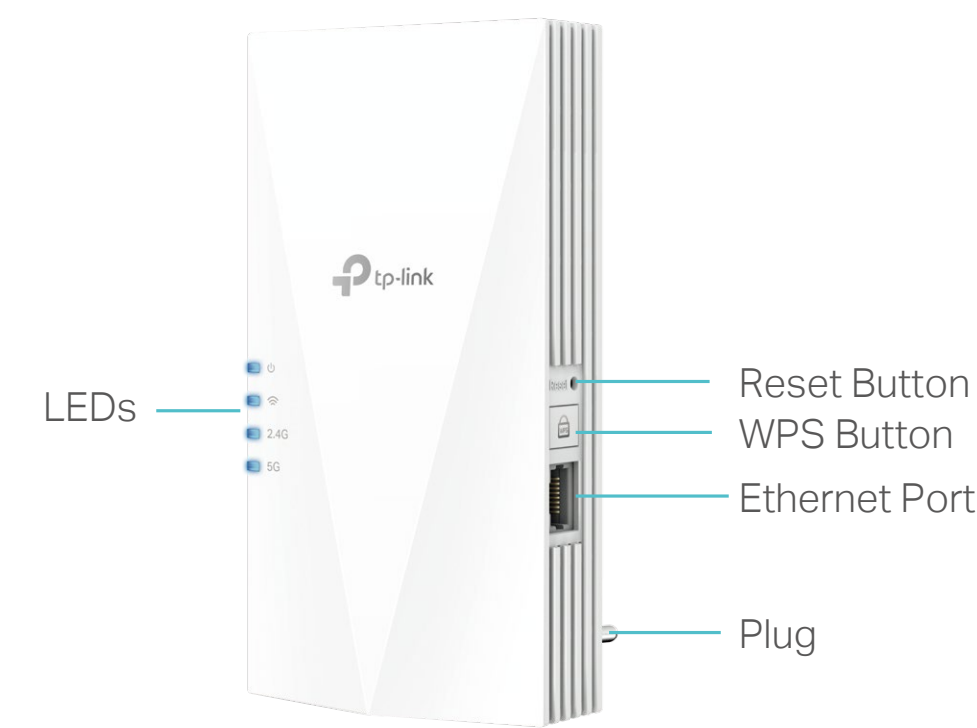
Reliability

- Simultaneous Dual Band – Separate Wi-Fi bands enable more devices to connect to your network without a drop in performance
- Reliable Connection – Internal antennas for optimal Wi-Fi coverage and reliable wireless connections
- Ultra-Low Latency – Take advantage of ultra-low latency to enjoy smoother online experience

Specifications

Hardware

- Button: WPS Button, Reset Button
- Port: 1 Gigabit Ethernet Port
- Power Consumption: 13.68W
- Dimensions (W × D × H): 3.1×1.4×5.9 in. (78×36×149 mm)



For more information, please visit
https://www.tp-link.com/products/details/?model=RE780X_V2
or scan the QR code left

Wireless

- Wireless Standards: IEEE 802.11a/n/ac/ax 5 GHz, IEEE 802.11b/g/n/ax 2.4 GHz
- Frequency: 2.4 GHz and 5 GHz
- Signal Rate: 574 Mbps at 2.4 GHz, 2402 Mbps at 5 GHz
- Transmit Power: CE: 2.4 GHz ≤ 16dBm, 5 GHz ≤ 23dBm
- Reception Sensitivity:
5GHz:
11ax HE160 MCS11: -58dBm, 11ax HE160 MCS0: -88dBm
11ax HE80 MCS11: -60dBm, 11ax HE80 MCS0: -90dBm
11ax HE40 MCS11: -63dBm, 11ax HE40 MCS0: -93dBm
11ax HE20 MCS11: -66dBm, 11ax HE20 MCS0: -96dBm
11ac HT80 MCS9:-65dBm, 11ac HT80 MCS0:-91dBm
11ac HT40 MCS9:-69dBm, 11ac HT40 MCS0:-94dBm
11ac HT20 MCS8:-74dBm, 11ac HT20 MCS0:-97dBm
11a 54Mbps:-78dBm, 11a 6Mbps:-97dBm
2.4GHz:
11ax HE40 MCS11: -62dBm, 11ax HE40 MCS0: -93dBm
11ax HE20 MCS11: -65dBm, 11ax HE20 MCS0: -96dBm
11n HT40 MCS7:-72dBm, 11n HT40 MCS0:-93dBm
11n HT20 MCS7:-76dBm, 11n HT20 MCS0:-95dBm
11g 54Mbps:-78dBm, 11g 6Mbps:-96dBm

- Wireless Function: LED Control, Access Control, Power Schedule, Wi-Fi Coverage Adjustment
- Wireless Security: WPA, WPA2, WPA3

Others

- Certification
CE, RoHS
- System Requirements
Microsoft Windows 98SE, NT, 2000, XP, Vista™ or Windows 7, 8, 8.1, 10, MAC OS, NetWare, UNIX or Linux
Internet Explorer, Firefox, Chrome, Safari, or other JavaScript-enabled browser
*You are recommended to use the latest version
- Package Contents
Range Extender RE780X
Quick Installation Guide

[†]Maximum wireless signal rates are the physical rates derived from IEEE Standard 802.11 specifications. Actual wireless data throughput and wireless coverage per ft² are not guaranteed and will vary as a result of network conditions, client limitations, and environmental factors, including building materials, obstacles, volume and density of traffic, and client location.
[‡]The product may not be compatible with routers or gateways with firmware that has been altered, is based on open source programs, or is non-standard or outdated.
[§]Uninterrupted Streaming is designed for devices that support the 802.11k/v standard.
[^]Up to 4x Capacity refers to 4x increase in median throughput under dense environment compared to 11ac wave 2 range extender.
*Saving clients' battery power requires clients to also support the 802.11ax Wi-Fi standard. Actual power reduction may vary as a result of network conditions, client limitations, and environmental factors.
**TP-Link EasyMesh-compatible products can network with other devices that use EasyMesh. Failed connections may be due to firmware conflicts of different vendors. The EasyMesh-Compatible function is still being developed on some models and will be supported in subsequent software updates.
*** Actual network speed may be limited by the rate of the product's Ethernet WAN or LAN port, the rate supported by the network cable, Internet service provider factors and other environmental conditions.
©2024 TP-Link