


Omada Easy Managed Switch | Datasheet

ES210GMP

Omada 10-Port Gigabit Easy Managed Switch with 8-Port PoE+




Highlights


- 9× 10/100/1000Mbps RJ45 ports (8× 802.3af/at-compliant PoE+)
- 1× Gigabit SFP/RJ45 Combo port
- 123W Power Budget, with up to 30W for each PoE port*
- Easy to Use: Supports plug-and-play for instant connectivity and simple configuration for additional features
- Centralized Cloud Management via the web or the Omada app†
- Up to 250m PoE**, QoS△, PoE Auto Recovery‡, and Port Isolation for reliable surveillance networking
- Automatic Loop Prevention, VLAN, and IGMP Snooping
- Fanless design for silent operation
- Durable metal casing and desktop/wall mounting design

Product Pictures

Metal casing VLAN, QoS, IGMP Snooping Fanless, silent operation Reset button



8× Gigabit PoE+ RJ45 ports Gigabit RJ45 port



53.5VDC/2.43A
power input

123 W total PoE budget,
up to 30 W PoE per port

Gigabit SFP/RJ45
Combo port

Physical security lock

Desktop or wall mount



4.9 in (126 mm)

8.2 in (209 mm)

1.0 in (26 mm)

Specifications

Hardware Features & Performance		
	Model	ES210GMP
General	Interface	8× 10/100/1000 Mbps PoE+ RJ45 Ports 1× 10/100/1000 Mbps RJ45 Port 1× Gigabit SFP/RJ45 Combo Port
	Flash	64 Mbit
	Port Standard	IEEE 802.3: Ethernet Media Access Control (MAC) Protocol IEEE 802.3i:10BASE-T Ethernet IEEE 802.3u:100BASE-X Fast Ethernet IEEE 802.3ab:1000BASE-T Gigabit Ethernet IEEE 802.3x: Flow Control IEEE 802.1p: Traffic Class Expediting and Dynamic Multicast Filtering IEEE 802.1q: Virtual Bridged Local Area Networks IEEE 802.1ab: Station and Media Access Control Connectivity Discovery (LLDP)
PoE	PoE Standard	802.3af/at
	PoE Ports	8, up to 30 W per port
	PoE Power Budget	123 W
	Fast PoE	YES
	Perpetual PoE	YES
Performance	Switching Capacity	20 Gbps
	Packet Forwarding Rate	14.88 Mpps
	MAC Address Table	8K
	Packet Buffer	4 Mbit
	Transmission Method	Store and Forward
	Jumbo Frame	15 KB
Physical & Environment	Power Supply	AC/DC Adapter (Input: 100-240V AC; Output: 53.5VDC / 2.43A)
	Standby Power Consumption	3.41 W (110V/60 Hz)
	Max Power Consumption	141.46 W (220V/50Hz) (with 123 W PD connected)
	Max Heat Dissipation	480.96 BTU/hr (220V/50Hz) (with 123 W PD connected)
	MTBF	411681h @ 25°C
	Dimensions (W x D x H)	8.2 × 4.9 × 1.0 in (209 × 126 × 26 mm)
	Net Weight	0.356 kg (0.785 lbs)
	Fan Quantity	Fanless
	Installation	Desktop / Wall Mounting
	Operating Temperature	0 °C to 40 °C (32 °F to 104 °F)
	Storage Temperature	-40 °C to 70 °C (-40 °F to 158 °F)
	Operation Humidity	10% to 90% RH, non-condensing
	Storage Humidity	5% to 90% RH, non-condensing
	Surge Protection	±6 kV in common mode for Ethernet Ports ±2 kV in differential mode, ±2 kV in common mode for AC power input port
	ESD Protection	Air: ±8 kV, Contact: ±4 kV
Certification	CE, FCC, RoHS	

Software Features

Model	ES210GMP
SDN Support	<ul style="list-style-type: none"> • Support Hardware Controller, Software Controller, Cloud-Based Controller • Automatic Device Discovery • Batch Configuration • Batch Firmware Upgrading • Unified Configuration
L2 Features	<ul style="list-style-type: none"> • Link Aggregation <ul style="list-style-type: none"> - Static Link Aggregation - Up to 4 aggregation groups and up to 6 ports per group • Loopback Detection • Flow Control <ul style="list-style-type: none"> - 802.3x Flow Control • Mirroring <ul style="list-style-type: none"> - Port Mirroring - One-to-One - Many-to-One - Ingress/Egress/Both • Port Statistics <ul style="list-style-type: none"> - Port Mirror Status - Traffic Statistics • 802.1ab LLDP
L2 Multicast	<ul style="list-style-type: none"> • IGMP Snooping <ul style="list-style-type: none"> - IGMP v1/v2/v3 Snooping - Fast Leave
VLAN	<ul style="list-style-type: none"> • MTU VLAN • Port-Based VLAN • 802.1Q Tag VLAN <ul style="list-style-type: none"> - Max 32 VLAN Groups - 4K VID
QoS	<ul style="list-style-type: none"> • Port-based/802.1p/DSCP QoS • 8 Priority Queues • Priority Schedule Mode <ul style="list-style-type: none"> - WRR (Weighted Round Robin) • Queue Weight Config • Bandwidth Control <ul style="list-style-type: none"> - Port-Based Rating Limit • Storm Control <ul style="list-style-type: none"> - Multiple Control Modes (kbps/pps) - Broadcast/Multicast/Unknown-Unicast Control
Management Features	<ul style="list-style-type: none"> • Web-based GUI • DHCP Client • Cable Diagnostics

†These functions require the use of the Omada Controller. Zero-Touch Provisioning requires the use of the Omada Cloud-Based Controller (Omada Cloud Standard or Omada Cloud Essentials). Go to the [Omada Cloud-Based Controller \(Omada Cloud Standard\) Product List](#) or [Omada Cloud Essentials Product List](#) to find all the supported models.

‡This switch supports PoE Auto Recovery under Standalone Mode (managed separately without a controller) and supports manual PoE Recovery under Controller Mode (centrally managed with a controller).

^QoS and Priority Mode are supported under Standalone Mode.

*PoE budget calculations are based on laboratory testing. The actual PoE power budget is not guaranteed and will vary due to client limitations and environmental factors.

**The speed of the ports that support 250m PoE transmission will be downgraded to 10 Mbps. Actual transmission distance may vary depending on the quality of the cables.