


# Omada Easy Managed Switch | Datasheet

---

## ES205GP

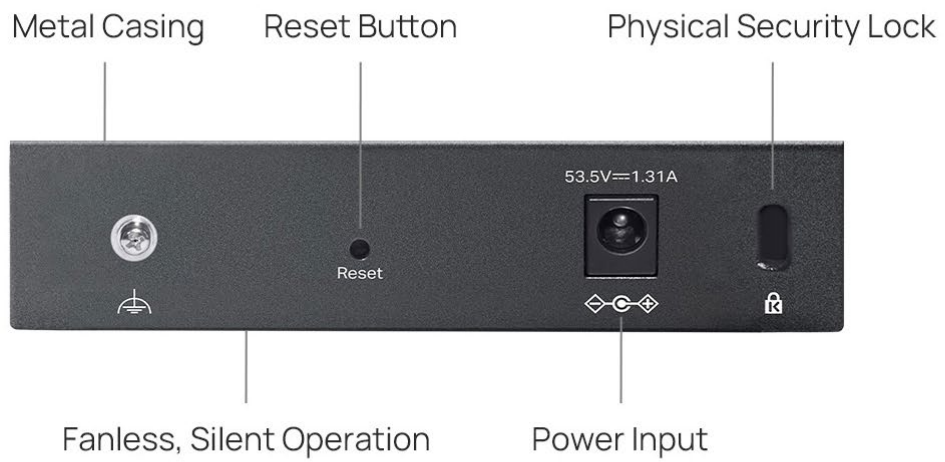

Omada 5-Port Gigabit Easy Managed Switch with 4-Port PoE+



## Highlights

- 5× 10/100/1000Mbps RJ45 ports (4× 802.3af/at-compliant PoE+)
- 65W Power Budget, with up to 30W for each PoE port\*
- Easy to Use: Supports plug-and-play for instant connectivity and simple configuration for additional features
- Centralized Cloud Management via the web or the Omada app†
- Up to 250m PoE\*\*, QoSΔ, PoE Auto Recovery‡, and Port Isolation for reliable surveillance networking
- Automatic Loop Prevention, VLAN, and IGMP Snooping
- Fanless design for silent operation
- Durable metal casing and desktop/wall mounting design

# Product Pictures



# Specifications

## Hardware Features & Performance

Model		ES205GP
General	Interface	4× 10/100/1000 Mbps PoE+ RJ45 Ports 1× 10/100/1000 Mbps RJ45 Port
	Flash	8 MB
	Port Standard	IEEE 802.3: Ethernet Media Access Control (MAC) Protocol IEEE 802.3i:10BASE-T Ethernet IEEE 802.3u:100BASE-X Fast Ethernet IEEE 802.3ab:1000BASE-T Gigabit Ethernet IEEE 802.3x: Flow Control IEEE 802.1p: Traffic Class Expediting and Dynamic Multicast Filtering IEEE 802.1q: Virtual Bridged Local Area Networks IEEE 802.1ab: Station and Media Access Control Connectivity Discovery (LLDP)
PoE	PoE Standard	802.3af/at
	PoE Ports	4, up to 30 W per port
	PoE Power Budget	65 W
	Fast PoE	YES
	Perpetual PoE	YES
	PoE Pinout	Alternative A, 1/2(-) & 3/6(+)
Performance	Switching Capacity	10 Gbps
	Packet Forwarding Rate	7.4 Mpps
	MAC Address Table	8K
	Packet Buffer	4 Mbit
	Transmission Method	Store and Forward
	Jumbo Frame	15 KB
Physical & Environment	Power Supply	AC/DC Adapter (Input: 100-240V AC; Output: 53.5VDC / 1.31A)
	Standby Power Consumption	2.8 W (220 V/50 Hz)
		2.6 W (110 V/60 Hz)
	Max Power Consumption	72.7 W (220 V/50 Hz @ 25 °C) (with 65 W PD connected)
		65.2 W (110 V/60 Hz @ 25 °C) (with 65 W PD connected)
	Max Heat Dissipation	247.20 BTU/hr (220 V/50 Hz @ 25 °C) (with 65 W PD connected)
		221.60 BTU/hr (110 V/60 Hz @ 25 °C) (with 65 W PD connected)
	MTBF	547252h @ 25°C
	Dimensions (W x D x H)	3.9 × 3.9 × 1.0 in ( 99.8 × 97.8 × 25 mm)
	Weight	0.43 kg (0.95 lbs) (Adapter Included)
	Fan Quantity	Fanless
	Installation	Desktop / Wall Mounting
	Operating Temperature	-5 °C to 40 °C (23 °F to 104 °F)
	Storage Temperature	-40 °C to 70 °C (-40 °F to 158 °F)
	Operation Humidity	10% to 90% RH, non-condensing
Storage Humidity	5% to 90% RH, non-condensing	
Surge Protection	±6 kV in common mode for Ethernet Ports	
ESD Protection	Air: ±8 kV, Contact: ±4 kV	
Certification	CE, FCC, RoHS	

## Software Features

Model	ES205GP
SDN Support	<ul style="list-style-type: none"> <li>• Support Hardware Controller, Software Controller, Cloud-Based Controller</li> <li>• Automatic Device Discovery</li> <li>• Batch Configuration</li> <li>• Batch Firmware Upgrading</li> <li>• Unified Configuration</li> </ul>
L2 Features	<ul style="list-style-type: none"> <li>• Link Aggregation <ul style="list-style-type: none"> <li>- Static Link Aggregation</li> <li>- Up to 2 aggregation groups and up to 4 ports per group</li> </ul> </li> <li>• Port Isolation</li> <li>• Loopback Detection</li> <li>• Flow Control <ul style="list-style-type: none"> <li>- 802.3x Flow Control</li> </ul> </li> <li>• Mirroring <ul style="list-style-type: none"> <li>- Port Mirroring</li> <li>- One-to-One</li> <li>- Many-to-One</li> <li>- Ingress/Egress/Both</li> </ul> </li> <li>• Port Statistics <ul style="list-style-type: none"> <li>- Port Mirror Status</li> <li>- Traffic Statistics</li> </ul> </li> <li>• 802.1ab LLDP</li> <li>• IEEE 802.3az EEE</li> </ul>
L2 Multicast	<ul style="list-style-type: none"> <li>• IGMP Snooping <ul style="list-style-type: none"> <li>- IGMP v1/v2/v3 Snooping</li> <li>- Fast Leave / Report Suppression</li> </ul> </li> </ul>
VLAN	<ul style="list-style-type: none"> <li>• 802.1Q Tag VLAN <ul style="list-style-type: none"> <li>- Max 32 VLAN Groups</li> <li>- 4K VID</li> </ul> </li> </ul>
QoS	<ul style="list-style-type: none"> <li>• 802.1p/DSCP QoS<sup>△</sup></li> <li>• 8 Priority Queues</li> <li>• Priority Schedule Mode <ul style="list-style-type: none"> <li>- Weighted Round Robin (WRR)</li> </ul> </li> <li>• Queue Weight Config</li> <li>• Bandwidth Control <ul style="list-style-type: none"> <li>- Port-Based Rating Limit</li> </ul> </li> <li>• Storm Control <ul style="list-style-type: none"> <li>- Multiple Control Modes (kbps/pps)</li> <li>- Broadcast/Multicast/Unknown-Unicast Control</li> </ul> </li> </ul>
Management Features	<ul style="list-style-type: none"> <li>• HTTPS/HTTP</li> <li>• DHCP Client</li> <li>• Cable Diagnostics</li> <li>• ONVIF<sup>***</sup></li> </ul>

<sup>†</sup>These functions require the use of the Omada Controller. Zero-Touch Provisioning requires the use of the Omada Cloud-Based Controller (Omada Cloud Standard or Omada Cloud Essentials). Go to the [Omada Cloud-Based Controller \(Omada Cloud Standard\) Product List](#) or [Omada Cloud Essentials Product List](#) to find all the supported models.

<sup>‡</sup>This switch supports PoE Auto Recovery under Standalone Mode (managed separately without a controller) and supports manual PoE Recovery under Controller Mode (centrally managed with a controller).

<sup>△</sup>802.1p/DSCP QoS are supported under Standalone Mode. QoS Rule is supported under Controller mode.

\*PoE budget calculations are based on laboratory testing. The actual PoE power budget is not guaranteed and will vary due to client limitations and environmental factors.

\*\*The speed of the ports that support 250m PoE transmission will be downgraded to 10 Mbps. Actual transmission distance may vary depending on the quality of the cables.

\*\*\*ONVIF is supported only in Controller mode.