



Omada

Product Guide

The Smarter
Cloud Solution
for Business
Networking

Reliably Smart
www.tp-link.com

2 0 2 3



CORPORATE PROFILE

TP-Link serves as the network backbone for homes and businesses worldwide. With humble beginnings in 1996, the company has grown to what it is today: a global leader.

You can find our Reliably Smart devices connecting billions of people in over 170 countries and regions. These numbers have led analyst firm IDC to rank us as the No. 1 provider of Wi-Fi devices for over a decade.*

We understand the importance of the always-connected lifestyle. Our products feature the latest technologies and are engineered to last. The TP-Link portfolio includes home-business-ISP networking, surveillance, and consumer electronics. Rest assured that you're receiving our proven stability, performance, and value with every device.

As our lives grow ever more connected, TP-Link will continue to pursue excellence and explore the possibilities of tomorrow.



*According to the latest published IDC Worldwide Quarterly WLAN Tracker Report, Q2 2022 Final Release.

CONTENTS

TP-Link Solution's Strengths	01
-------------------------------------	-----------

Introduction of Omada Cloud SDN	03
--	-----------

Industry Solutions	23
---------------------------	-----------

Managed Service Providers (MSPs)	24
Hospitality	26
Education	30
Retail	34
Enterprise	37
Residential	41
Catering	44
Transportation	44
Healthcare	45
HQ and Branch Locations	45
Public Services	46
Big Events	46

Product Specifications	47
-------------------------------	-----------

Omada Controllers	47
Omada Wi-Fi 7 Access Points	48
Omada Wi-Fi 6E and Wi-Fi 6 Access Points	49
Omada Wi-Fi 5 Access Points	51
Omada Wi-Fi 4 Access Points	52
Omada Pro Switches	53
JetStream Switches by Omada SDN	54
Omada VPN Routers	57
Omada Integrated Routers	58
SFP/SFP+ Modules	58

TP-Link Solution's Strengths

TP-Link provides reliable networks and solutions for hospitality, education, retail, office, and more—all over the world. Tell us your needs and leave the rest to us.



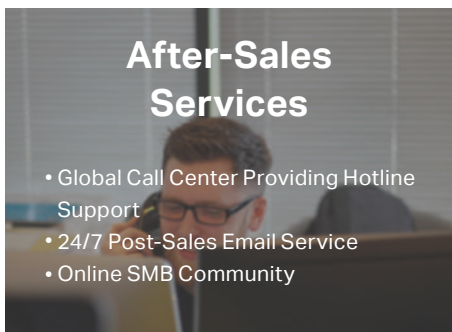
Professional and Efficient One-Stop Solution

TP-Link offers a one-stop solution in accordance with our 'FARE' principle—Functional, Advanced, Reliable, Easy.



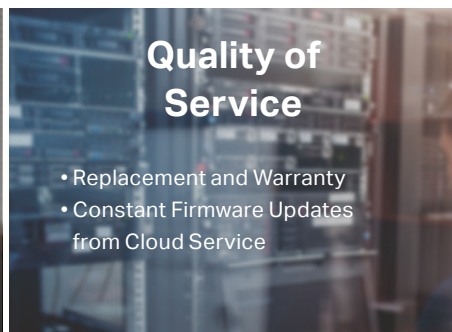
Excellent Pre- and After-Sales Services

TP-Link provides not only products with outstanding quality but also whole service for complete client satisfaction.



After-Sales Services

- Global Call Center Providing Hotline Support
- 24/7 Post-Sales Email Service
- Online SMB Community



Quality of Service

- Replacement and Warranty
- Constant Firmware Updates from Cloud Service




Tech Solutions


- Online Training and Certifications—TPNA & TPNP
- Specialized Support Teams Locally and Abroad

Comprehensive and Reliable Products Categories


TP-Link offers all kinds of business products for any situation, including indoor and outdoor access points, switches, routers, controllers, wireless broadband, and more.




Continuous Innovations
Independent research and development make TP-Link master the core technology, to react rapidly to changes in the market.



Vertical Integration
One of the few wireless networking companies that operate in-house manufacturing facilities to maintain the standard of every component.



High-Level Manufacturing
Decades of experience and the combination of supporting facilities ensure complete quality control.




Complete Quality Control
TP-Link develops, builds, crafts and sales products from start to finish, and takes rigorous tests and whole-process quality control.

Extensive Training and Support Resources


TP-Link's success as a provider of network solutions has been built on its relationship and unrivalled commitment to its partners. We have developed various tools to help our partners grow their businesses.

▶ Certification and Training

Currently, TPNA for SMB, TPNP for SMB Routing & Switching, and TPNP for SMB Business Wi-Fi are provided. Access professional training to develop your skills and gain certification to enhance your career.



Designed for sales professionals, the TPNA SMB (TP-Link Network Associate for SMB) Certification attests to your acquired advanced network and wireless knowledge. It also certifies that you can explain and differentiate TP-Link SMB products based on criteria such as usage scenarios, configuration methods, software functions, and involved technologies.



Designed for technical professionals, the TPNP (TP-Link Network Professional) SMB Routing & Switching and Business Wi-Fi Certifications attest to your knowledge of Routing & Switching related to TP-Link Switches. Both also certify your ability to deploy indoor and outdoor Wi-Fi, including assessment, installation, and maintenance.

▶ Partner Program

<https://partner.tp-link.com/>

For Value-Added Resellers (VARs) and System Integrators (SIs) looking for access to even better deals and tailored support, TP-Link has designed the TP-Link Partner Program to reward loyalty and help grow business.

Note: The Partner Program and benefits may vary according to your region. Please contact your local TP-Link representative for more information.



- ▶ Deal Registration
- ▶ Sales Tools
- ▶ Knowledge Base
- ▶ Marketing Materials
- ▶ Promotions
- ▶ Support
- ▶ Training & Certification

▶ SMB Community

<https://community.tp-link.com/en/business>



Technical support and case sharing.
Your direct dialogue with TP-Link.
When it comes to SMB, we know you want to learn more...



Forums



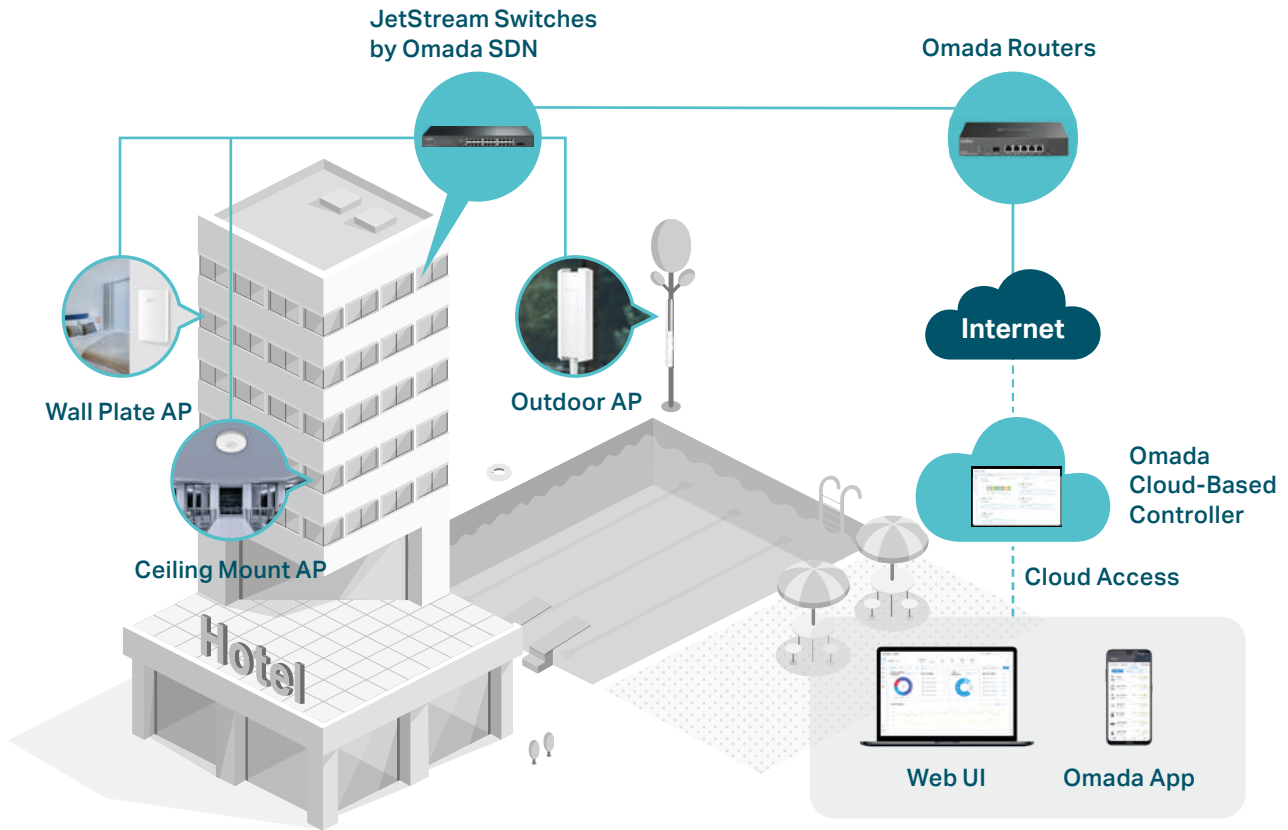
Stories



Knowledge Base

Omada—The Smarter Cloud Solution for Business Networking

Omada Software Defined Networking (SDN) platform integrates network devices including access points, switches, and routers, providing 100% centralized cloud management to create a highly scalable network—all controlled from a single interface. Seamless wireless and wired connections are provided, ideal for use in hospitality, education, retail, office, and more.



Software Defined Networking (SDN)

Omada is an SDN network with a controller as the core to realize automatic deployment of network services and automatic data distribution across routers, switches, and access points.



Higher Efficiency



Higher Security




Higher Reliability

Wi-Fi 7
Wi-Fi 7

6E
Wi-Fi 6E

Wi-Fi 6
Wi-Fi 6

100 G
100G


Campus Switches


Location Services

Omada SDN Controllers

Type	On-Premises Controller (Hybrid Cloud)		Cloud Controller
	Omada Hardware Controller	Omada Software Controller	Omada Cloud-Based Controller
Usage Method	Connect to the intranet	Deploy to intranet servers or private clouds	Pay, log in, and use, with zero-touch provisioning
Management Scale	OC200: ≤ 100 APs + 20 Switches + 10 Routers OC300: ≤ 500 APs + 100 Switches + 100 Routers	≤1,500*	Unlimited
Network Type	Small/Medium local networks	Medium/Large networks	Medium/Large multi-site networks
Cloud Access	√ (Free)	√ (Free)	√ (Device license fee)
Automatic Channel Selection and Transmit Power Adjustment; Zero-Touch Provisioning; Intelligent Network Analysis, Warning, and Optimization	-	-	√
System Management	Multi-Site Management, Multi-User Privilege Assignment, Wi-Fi Heatmap Simulator, Network Summary Report, Abnormal Event Warnings and Notifications, Batch Configuration, Batch Firmware Upgrading		
Device Management	Captive Portal (Facebook Wi-Fi, Voucher, SMS, etc.), Mesh, Seamless Roaming, VPN		

* Actual management scale of the Omada Software Controller depends on the PC/server's hardware specifications.

Omada Hardware Controllers



OC300
Omada Hardware Controller

- 2x 10/100/1000 Mbps Ethernet Ports
- 1x USB 3.0 Port
- Centralized Management for APs, Switches, and Routers
- Up to 500 APs + 100 Switches + 100 Routers
- Cloud Access



OC200
Omada Hardware Controller

- 2x 10/100 Mbps Ethernet Port
- 1x USB 2.0 Port + 1x Micro-USB Port
- Centralized Management for APs, Switches, and Routers
- Up to 100 APs + 20 Switches + 10 Routers
- Cloud Access

No PC/Server Needed

Reliable and Secure

Cloud Access for Remote Management

Multi-Site Management

Omada Software Controller

- Centralized Management for APs, Switches, and Routers
- Up to 1,500 Devices*
- Cloud Access
- Real-Time Monitoring
- Easy-to-Use Dashboard

Omada Cloud-Based Controller

- Centralized Cloud Management**
- Unlimited Management Scale***
- Existing Entirely in the Cloud
- Zero-Touch Provisioning
- No Additional Hardware Controller Investment
- No On-Premises Installation

Note: Please refer to page 47 for detailed products specifications.

*Actual management scale of the Omada Software Controller depends on the PC/server's hardware specifications.

**Not all Omada SDN products are supported by Omada Cloud-Based Controller. Please go to www.tp-link.com/omada-cloud-based-controller/product-list to confirm which models are compatible with Omada Cloud-Based Controller.

***The management scale of the Omada Cloud-Based Controller may depend on the quantity of purchased device licenses.

TP-Link Omada | 4

Higher Efficiency

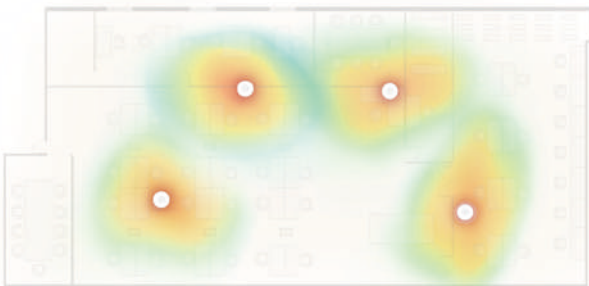
No more delegating staff to endlessly configure and manage devices on every site—improve your network efficiency and reduce the overall cost of deployment, operation, and maintenance.



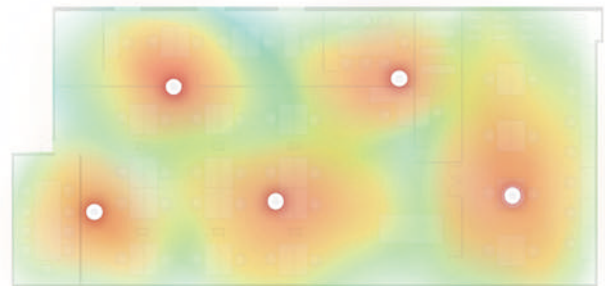
1 Site Survey

Wi-Fi Heatmap Simulator to Generate Wi-Fi Solutions With Ease

Simulates the wireless coverage effect of APs in the actual site, and determines the appropriate number and location of APs according to the coverage requirements.



Unreasonable AP Deployment without Wi-Fi Heatmap Simulator

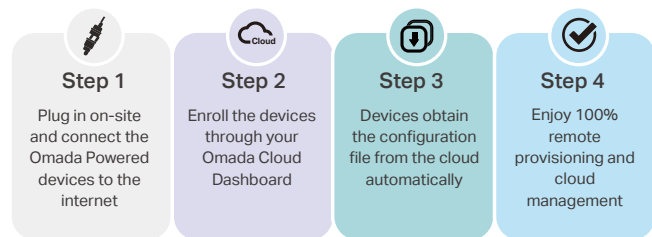


Reasonable AP Deployment with Wi-Fi Heatmap Simulator

2 Network Deployment

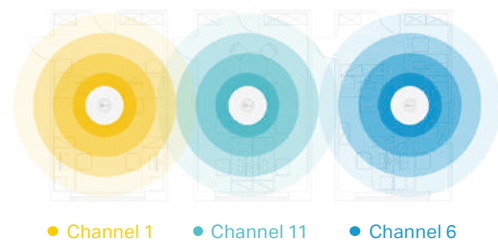
Zero-Touch Provisioning*

By using Cloud-Based Controller, there's no need to send out an engineer for on-site configuration with Omada Cloud, ensuring a more efficient deployment at a lower cost. Omada zero-touch provisioning allows you to remotely deploy and configure multi-site networks.



Auto Channel Selection and Power Adjustment*

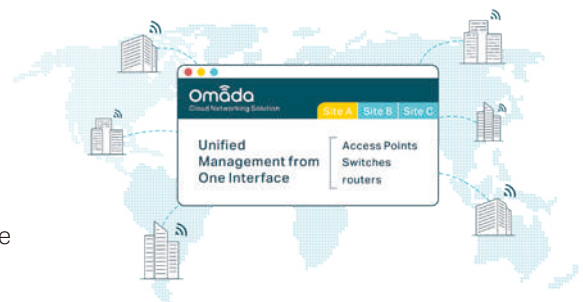
Provide powerful wireless performance while greatly reducing Wi-Fi interference by automatically adjusting the channel settings and transmission power levels of neighboring APs in the same network.



3 Configuration & Management

Hassle-Free Centralized Cloud Management

100% centralized cloud management of access points, switches, routers, and more from different sites—all controlled from a single interface anywhere, anytime. Batch configuration and remote firmware updates greatly benefit maintenance.

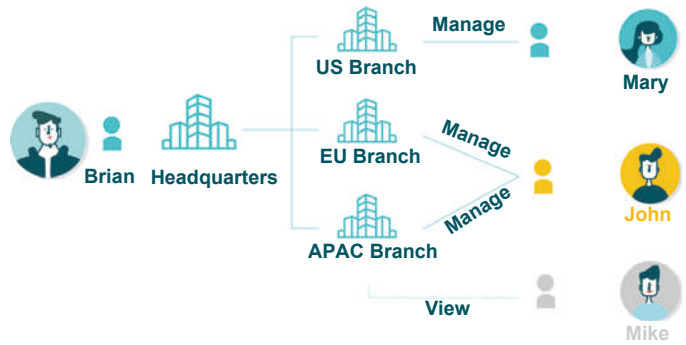


*Zero-Touch Provisioning requires use of the Omada Cloud-Based Controller. Frequency bands and bandwidth deployment will be supported in subsequent products. Please visit <https://www.tp-link.com/us/omada-cloud-based-controller/product-list/> to confirm which models are compatible with the Omada Cloud-Based Controller.



Assign Different Management Roles

Take advantage of multi-person management and multi-level permissions, while adding administrators wherever necessary. Enjoy flexible network operations and maintenance that suit your schedule.



4 Monitoring & Maintenance



Easy and Intelligent Network Monitoring

The easy-to-use dashboard lets you see your real-time network status, check network usage and traffic distribution, receive network condition logs and abnormal event warnings and notifications, or even track key data for better business results. Network topology helps IT admins quickly find and troubleshoot connections at a glance.



Intelligent Network Analysis, Warning, and Optimization* with AI-Driven Tech

Analyze potential network problems and receive optimization suggestions for higher network efficiency. Locate network faults, warn and notify users, and generate solutions for lower network risk.

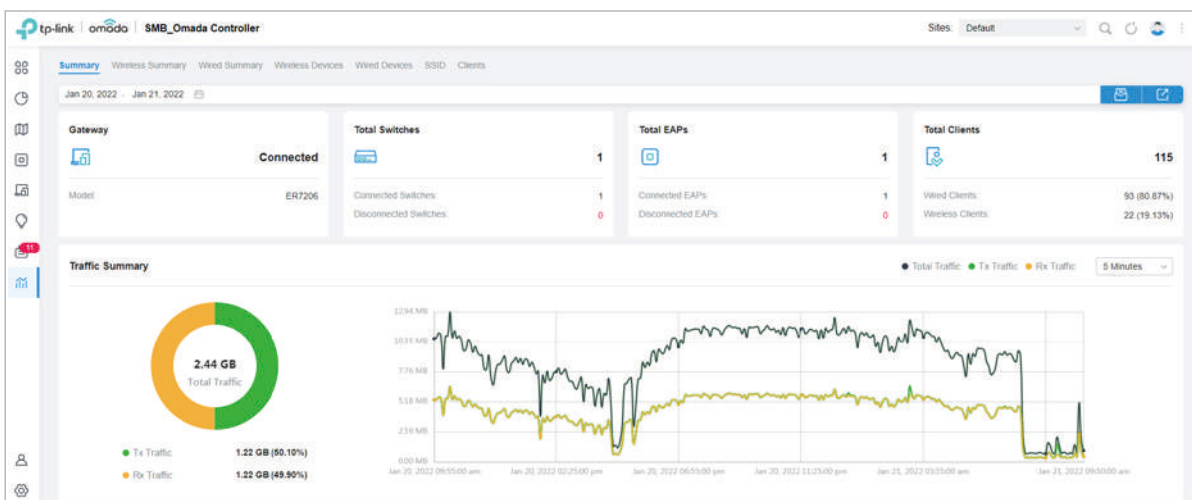


5 Report



Visualized Network Reports for Convenient Summaries

Service providers can easily report network service quality to their customers through customized reports, and IT administrators can also easily report network operation status through reports.

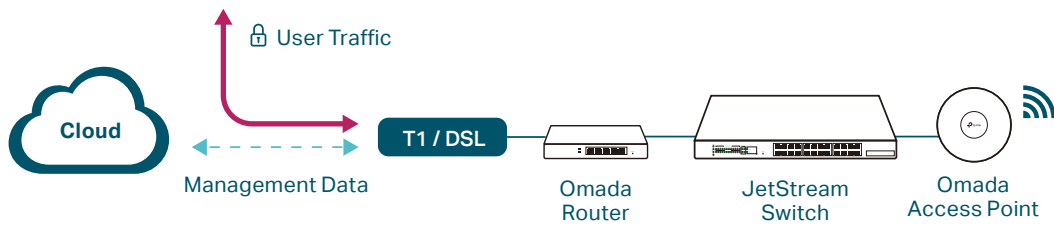


*Intelligent Network Analysis, Warning, and Optimization require the use of Omada Cloud-Based Controller.

Higher Security

Better Protection for Users' Privacy

TP-Link Omada separates network management data from user data, with no user traffic passing through the cloud, ensuring better protection for users' privacy.



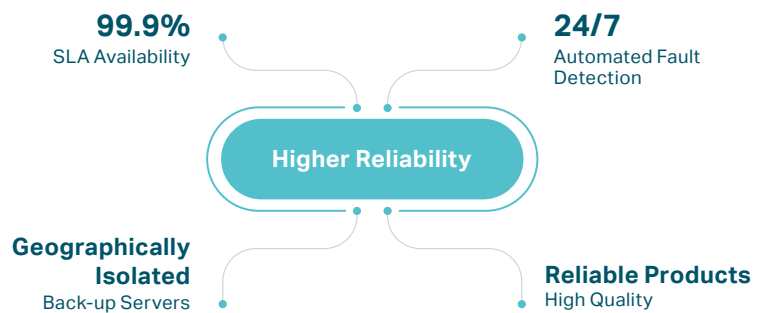
Abundant Security Functions

Powerful firewall and advanced security functions further protect the network and data.

- 
High-Security VPN
- 
Powerful Firewall
- 
URL/IP/MAC Filtering
- 
Access Control
- 
Advanced WPA3 Encryption
- 
Captive Portal
- 
PPSK

Higher Reliability

Cloud services are guaranteed with 99.9% SLA availability, 24/7 automated fault detection, geographically isolated back-up servers, and reliable product quality. Your network functions even if management traffic is interrupted.



More Options with Omada App Centralized Management Mode — A Free and Lightweight AP Solution

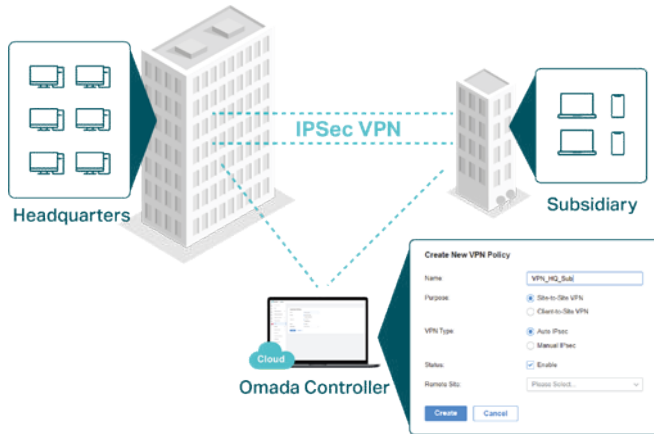
The Omada App provides a free and lightweight centralized management solution for access points, ideal for small-scale Wi-Fi networking.



Advanced Features Bring More Value to Your Business

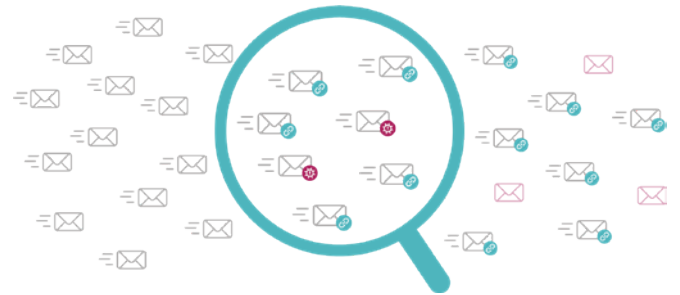
High-Security VPN

SSL/Wireguard/IPSec/ PPTP/L2TP VPN & OpenVPN are supported by Omada Routers. One-click auto IPSec VPN greatly simplifies VPN configuration and facilitates network management and deployment.*



Deep Packet Inspection (DPI)

DPI penetrates data packets' basic information to inspect Layers 2 through 7. Using a built-in database, DPI distinguishes between different applications, like financing, P2P downloading, and video conferencing. This helps Ops better understand the intent of every IP packet and reduce overall costs by prioritizing traffic more intelligently.

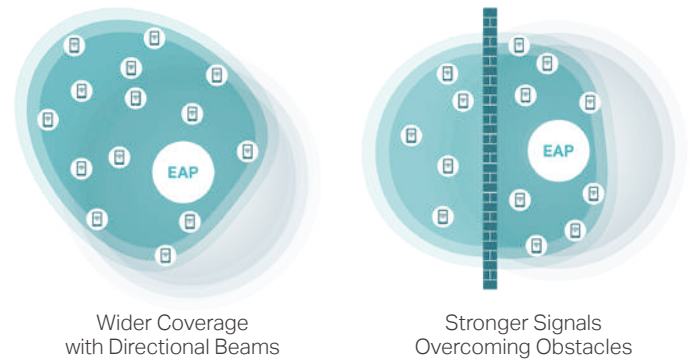


Experience the Peak Wi-Fi Experience with Smart Antennas

Improve performance for user-heavy scenarios through TP-Link's ingenious antenna array and intelligent algorithm.

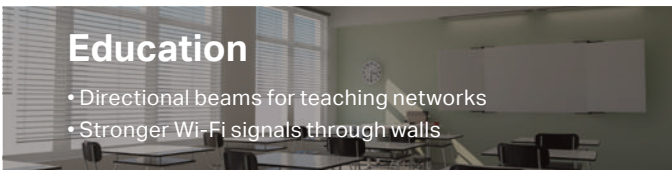
- Up to 4096 patterns are available, with four antennas for each band and four bands in total.
- Innovative algorithms will select the best signal pattern for a superior Wi-Fi experience, overcoming obstacles and signal interference.

● Smart Antenna ● Omnidirectional Antenna



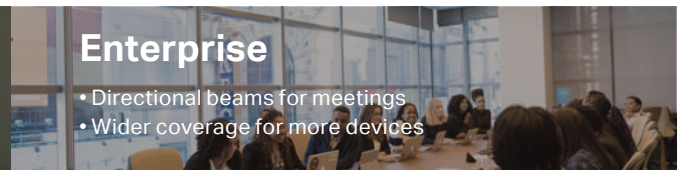
Wider Coverage with Directional Beams

Stronger Signals Overcoming Obstacles



Education

- Directional beams for teaching networks
- Stronger Wi-Fi signals through walls



Enterprise

- Directional beams for meetings
- Wider coverage for more devices

Location Services with Wi-Fi 7 Bluetooth

Omada's asset tracking solution helps associates track assets by leveraging location-ready Omada WLAN infrastructure and Bluetooth-based Omada Tags.

Omada Mesh for Flexible Deployment

Enables wireless connectivity between APs for extended range without additional cables, making outdoor wireless deployments more flexible and convenient. Intelligent self-organization and self-healing ensure you stay online even when one AP is disrupted.

Seamless Roaming for Uninterrupted Streaming

802.11k, 802.11v, and 802.11r seamless roaming ensure customers enjoy uninterrupted streaming when moving around by switching clients automatically to the access points with the optimal signal.

Guest Network with Captive Portal

Provides secure Wi-Fi access along with multiple authentication options (SMS/Facebook Wi-Fi/Voucher, etc.) and abundant wireless security features.

*SSL VPN is supported by ER8411.

Wi-Fi 7

Break Through Boundaries



Up to
46 Gbps



6 GHz



Up to
320 MHz



4K-QAM



16×16
MU-MIMO



MLO



Multi-RU



Preamble
Puncturing

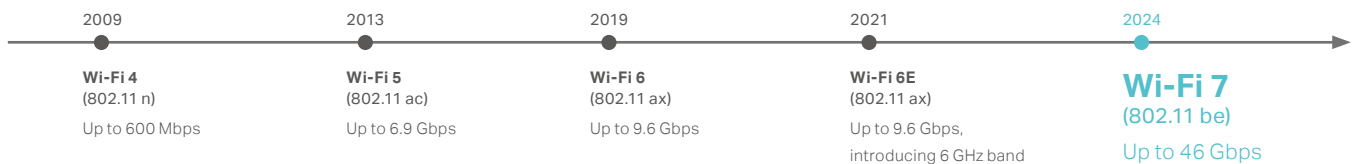
Up to 46 Gbps

A new ceiling for WLAN speed

What is Wi-Fi 7?

Wi-Fi 7 is the upcoming Wi-Fi standard, also known as IEEE 802.11be Extremely High Throughput (EHT). It works across all three bands (2.4 GHz, 5 GHz, and 6 GHz) to fully utilize spectrum resources. While Wi-Fi 6 was built in response to the growing number of devices in the world, Wi-Fi 7's goal is to deliver astounding speeds for every device with greater efficiency. If you're struggling with constant buffering, lag, or congestion, a Wi-Fi 7 router may be your best solution.

Wi-Fi 7 introduces 320 MHz ultra-wide bandwidth, 4096-QAM, Multi-RU, and Multi-Link Operation to provide speeds 4.8× faster than Wi-Fi 6 and 13× faster than Wi-Fi 5. Unlock more scenarios than ever before.



What Does Wi-Fi 7 Bring?

With the upcoming 7th generation of WiFi, the ultimate online experience will be unleashed.



4.8× Faster

WiFi 7 accelerates throughput up to 46 Gbps.



100× Lower Latency*

Worst Case Latency is 100× better compared to WiFi 6 with 15× better AR/VR performance.



5× Network Capacity*

With 320 MHz and MLO (Multi-Link Operation), WiFi 7 provides up to 5× greater capacity than WiFi 6.

*Data is from Broadcom. Maximum wireless signal rates are the physical rates derived from IEEE Standard 802.11 specifications. Actual wireless data throughput and wireless coverage are not guaranteed and will vary as a result of network conditions, client limitations, and environmental factors, including building materials, obstacles, volume and density of traffic, and client location.

The Wide and Clear 6 GHz Band

Unlike the 2.4 GHz and 5 GHz that are filled with signals from microwave ovens, radio, phones, radar, satellite equipment and Bluetooth, 6 GHz band brings cleaner and wider band resources to Wi-Fi.



6 GHz



320 MHz

5 GHz



160 MHz

2.4 GHz



80 MHz

Up to 320 MHz Bandwidth Brings the Ultimate Speed

The 6 GHz band brings cleaner and wider band resources to Wi-Fi, and the Wi-Fi 7 protocol standard adds a 320 MHz bandwidth mode for 6 GHz, directly doubling Wi-Fi 6 throughput. Now you can ride your "8K streaming cars" in a road with double width, without worrying other cars blocking.

Multi-Link Operation (MLO) Increases Throughput, Reduces Latency and Improves Reliability

Simultaneously send and receive data over multiple radio bands to create a single aggregated connection. This will not only provide faster throughput performance, but will also help reduce latency and allow data to flow unimpeded by network traffic or interference.



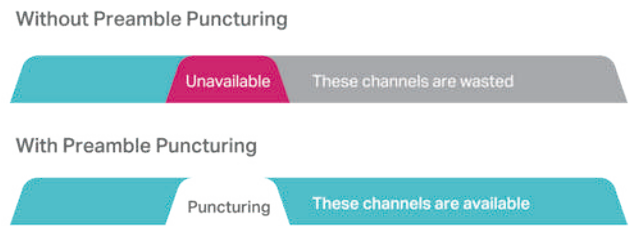
Multi-RU for Higher Spectrum Efficiency

Increases data transfer efficiency by introducing a more flexible way for Resource Unit (RU) allocation. Wi-Fi 7 allows multiple RUs to be assigned to a single user and combines RUs for increased transmission efficiency.



Preamble Puncturing for Stronger Anti-Jamming

Preamble Puncturing technology prevents interference on a portion of a channel from rendering the rest of the channel unusable.



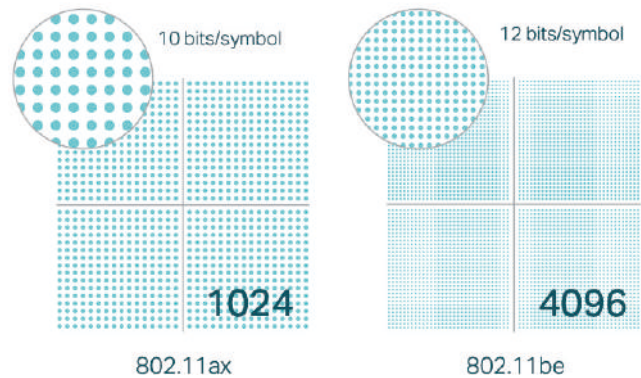
Connect More Devices with 16x16 MU-MIMO

16 streams are available, double the theoretical physical transmission rate compared to Wi-Fi 6. This allows connections to more devices simultaneously, increasing overall throughput and peak performance.



Pack More Data with 4K-QAM

4096-QAM improves raw speeds by 20% compared to Wi-Fi 6's 1024-QAM. This enables flawless 4K/8K videos and massive online gaming without lag.



Backward Compatible with Wi-Fi 6 and Wi-Fi 6E Features



OFDMA for Increased Efficiency

Deliver multiple parcels of data to multiple devices simultaneously. This vast improvement in efficiency works for both uploads and downloads.



BSS Coloring for Anti-Jamming

Minimize Wi-Fi conflicts with your neighbor by marking frames from neighboring networks so that your router can ignore them.



Target Wake Time

Schedules transmissions and allows a power saving 20 MHz stream to coexist with a high speed 160 MHz stream, improving battery life for mobile and IoT devices.

Break Through the Boundaries of Your Business

BE22000 Ceiling Mount Tri-Band Wi-Fi 7 Access Point





EAP780

-  Tri-Band Wi-Fi 7
-  2x 10G Ports
-  802.3bt PoE++
-  320 MHz Channel
-  Multi-Link Operation



EAP780





BE22000 Ceiling Mount Tri-Band Wi-Fi 7 Access Point


-  **BE22000 Tri-Band Wi-Fi 7**
11520 Mbps (6 GHz) + 8640 Mbps (5 GHz) + 1376 Mbps (2.4 GHz)
-  **Clear 6 GHz Band**
Brings Cleaner and Wider Band Resources to Wi-Fi.
-  **2x 10G Ports**
Unlock the Full Potential of Wi-Fi 7
-  **Advanced Wi-Fi Functions**
Multi-Link Aggregation, Mesh, and Seamless Roaming



EAP770

BE11000 Ceiling Mount Tri-Band Wi-Fi 7 Access Point

-  **BE11000 Tri-Band Wi-Fi 7**
5760 Mbps (6 GHz) + 4320 Mbps (5 GHz) + 574 Mbps (2.4 GHz)
-  **Clear 6 GHz Band**
Brings Cleaner and Wider Band Resources to Wi-Fi.
-  **1x 10G Port**
Unlock the Full Potential of Wi-Fi 7
-  **Advanced Wi-Fi Functions**
Multi-Link Aggregation, Mesh, and Seamless Roaming



Empower Your Enterprise-Class Wi-Fi Beyond Imagination

WiFi 6E

Omada Wi-Fi 6E Access Points Improve Experience in High-Density Environments


Omada Wi-Fi 6E Access Points for High-Density Environments



HD

EAP690E HD*

AX11000 Ceiling Mount
Quad-Band Wi-Fi 6E Access Point



Wi-Fi 6 on
6 GHz Band



1x 10
Gigabit Port



PoE++ Support



Quad-Band
AX11000



High-Density
Wi-Fi



Energy
Conservation

Improved Capacity with More Spectrum

Offers additional spectrum for 6 GHz Wi-Fi, enabling more simultaneous transmissions with less buffering, transmissions with less buffering to fulfill the needs of ever-increasing Wi-Fi usage.



Connections for up to 2000 Devices

Provides high-efficiency connections with no drops or congestion, even in traffic-dense environment.

High-Density Wi-Fi

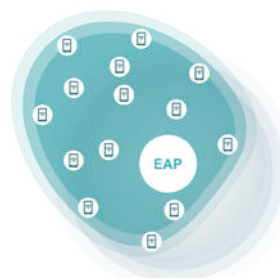


● Smart Antenna ● Omnidirectional Antenna

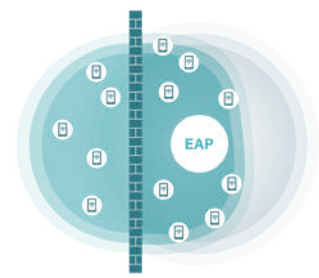
Experience the peak of Wi-Fi 6 with Smart Antennas

Improve performance for user-heavy scenarios through TP-Link's ingenious antenna array and intelligent algorithms.

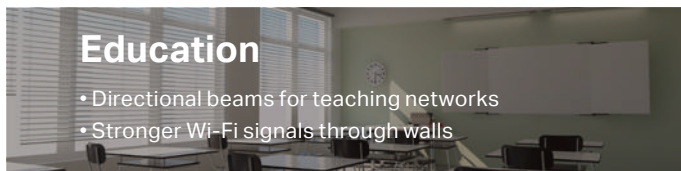
- Up to 4096 patterns are available, with four antennas for each band and four bands in total.
- Innovative algorithms will select the best signal pattern for a superior Wi-Fi experience, overcoming obstacles and signal interference.



Wider Coverage
with Directional Beams

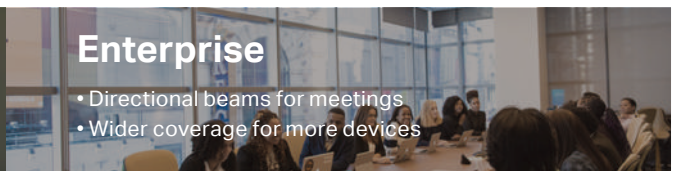


Stronger Signals
Overcoming Obstacles



Education

- Directional beams for teaching networks
- Stronger Wi-Fi signals through walls



Enterprise

- Directional beams for meetings
- Wider coverage for more devices

*These products are being developed and the product images and specifications are for reference only.

Meet the 6th Generation of Wi-Fi

Wi-Fi 6

▶ Omada Ceiling Mount Wi-Fi 6 Access Points



EAP680

AX6000 Ceiling Mount
Wi-Fi 6 Access Point



5 GHz 4× 1201 Mbps
2.4 GHz 2× 287 Mbps



EAP670

AX5400 Ceiling Mount
Wi-Fi 6 Access Point



5 GHz 4× 1201 Mbps
2.4 GHz 2× 287 Mbps



EAP660 HD HD

AX3600 Ceiling Mount Wi-Fi 6
Access Point



5 GHz 4× 600 Mbps
2.4 GHz 4× 287 Mbps



EAP650 / EAP653

AX3000 Ceiling Mount
Wi-Fi 6 Access Point



5 GHz 2× 1201 Mbps
2.4 GHz 2× 287 Mbps



EAP620 HD HD

AX1800 Ceiling Mount
Wi-Fi 6 Access Point



5 GHz 2× 600 Mbps
2.4 GHz 2× 287 Mbps



EAP613 / EAP610

AX1800 Ceiling Mount
Wi-Fi 6 Access Point



5 GHz 2× 600 Mbps
2.4 GHz 2× 287 Mbps

▶ Omada Outdoor Wi-Fi 6 Access Points



EAP650-Outdoor

AX3000 Indoor/Outdoor
Wi-Fi 6 Access Point



5 GHz 2× 1201 Mbps
2.4 GHz 2× 287 Mbps



EAP610-Outdoor

AX1800 Indoor/Outdoor
Wi-Fi 6 Access Point



5 GHz 2× 600 Mbps
2.4 GHz 2× 287 Mbps

▶ Omada Wall Plate Wi-Fi 6 Access Points



EAP655-Wall

AX3000 Wall Plate
Wi-Fi 6 Access Point



5 GHz 2× 1201 Mbps
2.4 GHz 2× 287 Mbps



EAP650-Wall

AX3000 Wall Plate
Wi-Fi 6 Access Point



5 GHz 2× 1201 Mbps
2.4 GHz 2× 287 Mbps



EAP615-Wall

AX1800 Wall Plate
Wi-Fi 6 Access Point



5 GHz 2× 600 Mbps
2.4 GHz 2× 287 Mbps

Omada Wi-Fi 5 and Wi-Fi 4 Access Points

EAP265 HD

AC1750 Wireless MU-MIMO Gigabit Ceiling Mount Access Point

1300 Mbps + 450 Mbps



- High-Density Wi-Fi
- Centralized Management
- Cloud Access
- Mesh
- Seamless Roaming
- PoE Support
- Long Range
- Guest Network



EAP245

AC1750 Wireless MU-MIMO Gigabit Ceiling Mount Access Point

• 1300 Mbps + 450 Mbps



EAP225

AC1350 Wireless MU-MIMO Gigabit Ceiling Mount Access Point

• 867 Mbps + 450 Mbps



EAP115/EAP110

300 Mbps Wireless N Ceiling Mount Access Point



EAP235-Wall

AC1200 Wireless MU-MIMO Gigabit Wall Plate Access Point

- 867 Mbps + 300 Mbps
- Centralized Management
- Cloud Access
- 4x Gigabit Ports
- Easy Installation
- PoE Input and PoE Passthrough
- Guest Network



EAP230-Wall

AC1200 Wireless MU-MIMO Gigabit Wall Plate Access Point

- 867 Mbps + 300 Mbps
- 2x Gigabit Ports



EAP115-Wall

300 Mbps Wireless N Wall Plate Access Point

- 2x 10/100 Mbps Ethernet Ports



EAP225-Outdoor

AC1200 Wireless MU-MIMO Gigabit Indoor/Outdoor Access Point

- 867 Mbps + 300 Mbps
- Centralized Management
- Cloud Access
- Mesh
- Seamless Roaming
- Long Range
- PoE Support
- IP67 Weatherproof Enclosure



EAP110-Outdoor

300 Mbps Wireless N Outdoor Access Point

Omada Mesh

Omada Mesh technology enables wireless connectivity between access points for extended range, making wireless deployment more flexible and convenient.

Long-Range Coverage

Dedicated high-power amplifier and professional antennas ensure long-range coverage over 2.4 GHz, 5 GHz, and 6 GHz wireless bands.

MU-MIMO

Simultaneously sends data to multiple devices for higher throughput.

Band Steering

Pushes dual-band devices to the wider and faster 5 GHz band, improving overall network performance, especially in high-client density environments.

Seamless Roaming

802.11k and 802.11v Seamless Roaming provide seamless switching to the access point with the optimal signal when moving between APs.

Guest Network

Provides secure Wi-Fi access along with multiple authentication options (SMS/Facebook Wi-Fi/Voucher, etc.) and abundant wireless security features.

Airtime Fairness

Improves total Wi-Fi throughput by limiting access time for low-speed devices.

WPA3 for Worry-Free Open Public Networks

With advanced enterprise security, WPA3 provides more data security for previously unsecured and open Wi-Fi hotspots.

Note: Please refer to page 51-52 for detailed products specifications.

*The features listed on this page are supported by certain product models.

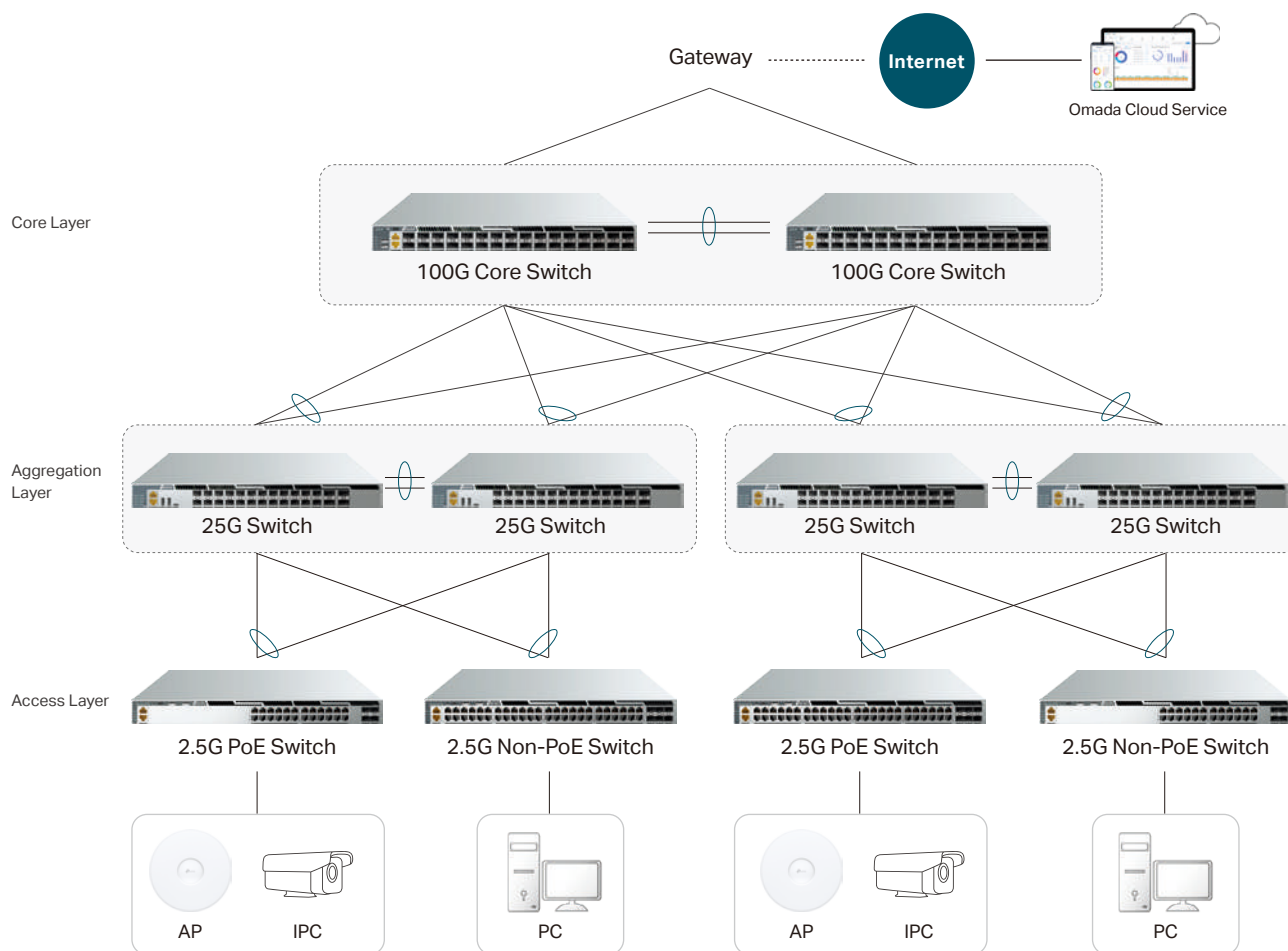
Omada Pro Switches

Stackable L3 Managed Switches Designed for
End-to-End High-Performance Enterprise and Campus Networks



Omada Pro Switches

Typical Topology



*All TP-Link APs can work with Omada Cloud Management.

Omada Pro switches provide a wide range of switches, from Gigabit RJ45 ports to 100G QSFP28 ports. They can be used at the core layer, aggregation layer, or access layer of large enterprise and campus networks. The switches include optional PoE++/PoE+ support, highly scalable Layer 3 routing, and dual power supplies for mission-critical networks.

High-Speed and Flexible Connectivity

The core switches are equipped with 100G QSFP28 ports and provide up to 6.4 Tbps switching capacity per unit. The aggregation switches and access switches provide 100G uplink, 25G SFP28, 10G SFP+ ports, and 2.5G/GE RJ45 ports, creating flexible options to match your business needs.

Abundant Layer 3 Capabilities

Static Routing, RIP, OSPF, and ECMP come with abundant Layer 3 routing protocols that support a scalable network. PIM-SM and PIM-DM multicast routing protocols guarantee efficient routing for multicast groups. DHCP Server and DHCP Relay are also supported.

Powerful Virtualization

Physically stack up to 20 switches on all models for built-in redundancy and performance. Virtual stacking supports thousands of switch ports in a single logical stack for unified management, monitoring, and configuration. M-LAG implements link aggregation among multiple devices, improving link reliability of device.

Highly Available

Redundant power supplies and fans make it an ideal choice for reliable networking architecture. VRRP allows a group of switches to dynamically back up each other. ERPS supports rapid protection and recovery in a ring topology, while BFD enables sub-second failure detection for rapid routing protocol re-balancing.

High PoE Capability

Provide either the 802.3at PoE+ or 802.3bt PoE++ standard for powering network devices. Up to 60W PoE output per port meets the needs of most PoE devices. Stack power enables power resiliency with higher PoE power budgets.

Convenient Management

Save time with NETCONF simplifying the provisioning and configuration of new network devices. Zero-Touch Provisioning reduces the time and resources needed to onboard a device onto the network. Industry-standard CLI and SNMP also provide more options for configuration.

IoT Compatibility

Precision Time Protocol (PTP) provides accurate clock synchronization with sub-microsecond accuracy, making it suitable for the distribution and synchronization of time and frequency over the network. Perpetual PoE maintains PoE power without disruption while the switch is reloading.

Enhanced Security Functions

Defend against a range of network threats with ACL support (IPv4 & IPv6), Dynamic ARP Inspection, IEEE 802.1X, MAB, Hybrid authentication, Port Security, and Secure Shell. MACsec encryption authenticates and encrypts packets between switches, and Secure Boot provides layered protection against illicitly modified firmware.

Network Troubleshooting and Automation

Configuration templates allow for rapid auditing of all sites. Automate and schedule firmware upgrades for the complete network. OAM, sFlow, and RMON help monitor network status without drops in network performance. Omada notifies administrators when a switch fails or goes offline, before it impacts users.

Low-Carbon and Eco-Friendly

The newest chip brings lower energy consumption. The CPU reasonably adjusts workload according to the situation of data forwarded via ports and further reduces power consumption. Smart fans regulate the rotation speed flexibly based on the temperature, guaranteeing lower power consumption.

Virtual and Physical Stacking Technology

- 20 units** True physical stacking technology supports up to 20 units for network simplification
- 640 100GE** Up to 640×100G SFP ports per physical stack
- 128 Tbps** Provides up to 128 Tbps switching capacity for aggregation networks
- 1 IP** With all units identified by a single IP address, the stack can be easily configured and monitored



ADVANCED L3 FEATURES

Static Routing/RIP/OSPF/ECMP/VRRP

Coming with abundant Layer 3 routing protocols that support a scalable network

PIM-SM and PIM-DM

Multicast routing protocols guarantee efficient routing for multicast groups

Campus Core Switches



Omada Pro S750-32C

Omada Pro 32-Port 100G Stackable L3 Managed Core Switch

- 32× 100G QSFP28 Ports
- 1× RJ45 + 1× Type C USB Console Port + 1× Management Port
- 2× USB 3.0 Ports
- Virtual and Physical Stacking up to 20 Units
- Redundant Power Supplies



Omada SDN Integration



Centralized Management



Full 100G Connections



Static Routing/ RIP/
OSPF/ ECMP/ VRRP



DHCP Server



Robust Security
Strategies

Campus Aggregation Switches



Omada Pro S750-24Y4C

Omada Pro 24-Port 25G Stackable L3 Managed Aggregation/
Core Switch with 4 100G Slots

- 4× 100G QSFP28 Ports, 24× 25G SFP28 Ports
- 1× RJ45 + 1× Type C USB Console Port + 1× Management Port
- 2× USB 3.0 Ports
- Virtual and Physical Stacking up to 20 Units
- Redundant Power Supplies



Omada Pro S750-26XF6Y

Omada Pro 26-Port 10G Stackable L3 Managed
Aggregation Switch with 6 25G Slots

- 6× 25G SFP28 Ports, 26× 10G SFP+ Ports
- 1× RJ45 + 1× Type C USB Console Port + 1× Management Port
- 2× USB 3.0 Ports
- Virtual and Physical Stacking up to 20 Units
- Redundant Power Supplies

Campus Access Switches



Omada Pro S650-48M6Y / Omada Pro S650-24M4Y

- 6 / 4 × 25G SFP28 Ports
- 48 / 24× 2.5G RJ45 Ports
- 1× RJ45 + 1× Type C USB Console Port + 1× Management Port
- 2× USB 2.0 Ports
- Virtual and Physical Stacking up to 20 Units
- Redundant Power Supplies



Omada Pro S650-24MPP4Y

- 4 × 25G SFP28 Ports
- 24× 2.5G PoE++ RJ45 Ports
- Up to 60 W PoE Out Per Port
- 1× RJ45 + 1× Type C USB Console Port + 1× Management Port
- 2× USB 2.0 Ports
- Virtual and Physical Stacking up to 20 Units
- Redundant Power Supplies



Omada Pro S650-48GP6XF / Omada Pro S650-24GP4XF

- 6 / 4 × 10G SFP+ Ports
- 48 / 24× GE PoE+ RJ45 Ports
- 1× RJ45 + 1× Type C USB Console Port + 1× Management Port
- 2× USB 2.0 Ports
- Virtual and Physical Stacking up to 20 Units
- Redundant Power Supplies



Omada Pro S650-48G6XF / Omada Pro S650-24G4XF

- 6 / 4 × 10G SFP+ Ports
- 48 / 24× GE RJ45 Ports
- 1× RJ45 + 1× Type C USB Console Port + 1× Management Port
- 2× USB 2.0 Ports
- Virtual and Physical Stacking up to 20 Units
- Redundant Power Supplies

Note: Please refer to page 53 for detailed products specifications.


*These products are being developed. The corresponding product images, PoE budget, and specifications are for reference only.

Future-Proof 10G Multi-Gigabit Network Solution

Omada 10GbE Routers, 10GbE & 2.5GbE Switches and Business WiFi Solution



Omada offers routers, switches, access points with 10GbE and 2.5GbE ports. These products combine to form a powerful 10G multi-gigabit network solution, unlocking the potential of your bandwidth and devices. Integrating the Omada Software Defined Networking (SDN) system and its centralized management capability makes it far more efficient to control your whole business network.



Switches by Omada SDN

Full 10G Switches



TL-SX3206HPP

- 4x 10G PoE++ RJ45 Ports
- 2x 10G SFP+ Ports
- 802.3af/at/bt PoE++, 200 W PoE Power Budget, 60 W PoE Out per Port
- 1x RJ45 + 1x Micro-USB Console Port



TL-SX3016F

- 16x 10G SFP+ Ports
- 1x RJ45 + 1x Micro-USB Console Port
- Redundant Power Supplies
- Static Routing



TL-SX3008F

- 8x 10G SFP+ Ports
- 1x RJ45 + 1x Micro-USB Console Port
- Static Routing

2.5GE + 10G Uplink Switches



TL-SG3428XPP-M2*   

- 8× 2.5G PoE++ RJ45 Ports
- 16× 2.5G PoE+ RJ45 Ports
- 4× 10G SFP+ Ports
- 802.3af/at/bt PoE++, 500 W PoE Power Budget (TBD)
- 1× RJ45 + 1× Micro-USB Console Port



TL-SG3218XP-M2*   



- 8× 2.5G PoE+ RJ45 Ports
- 8× 2.5G Non-PoE RJ45 Ports
- 2× 10G SFP+ Ports
- 802.3af/at PoE+, 240 W PoE Power Budget (TBD)
- 1× RJ45 + 1× Micro-USB Console Port



TL-SG3210XHP-M2   

- 8× 2.5G PoE+ RJ45 Ports
- 2× 10G SFP+ Ports
- 802.3af/at PoE+
- 240 W PoE Power Budget
- 1× RJ45 + 1× Micro-USB Console Port



TL-SG3428X-M2* / TL-SG3210X-M2  

- 24 / 8× 2.5G RJ45 Ports
- 4 / 2× 10G SFP+ Ports
- 1× RJ45 + 1× Micro-USB Console Port

1GE + 10G Uplink Switches



TL-SG3452XP



- 48× Gigabit PoE+ RJ45 Ports
- 4× 10G SFP+ Ports
- 802.3af/at PoE+
- 500 W PoE Power Budget
- 1× RJ45 + 1× Micro-USB Console Port



TL-SG3428XMP

- 24× Gigabit PoE+ RJ45 Ports
- 4× 10G SFP+ Ports
- 802.3af/at PoE+
- 384 W PoE Power Budget
- 1× RJ45 + 1× Micro-USB Console Port



TL-SG3452X/ TL-SG3428X  

- 48 / 24× Gigabit RJ45 Ports
- 4× 10G SFP+ Ports
- 1× RJ45 + 1× Micro-USB Console Port




TL-SG3428XF  

- 20× Gigabit SFP Ports
- 4× Gigabit Combo SFP/RJ45 Ports
- 4× 10G SFP+ Ports
- 1× RJ45 + 1× Micro-USB Console Port
- Redundant Power Supplies

Gigabit Ports Switches



TL-SG3452P/ TL-SG3428MP 

- 48 / 24× Gigabit PoE+ RJ45 Ports
- 4× Gigabit SFP Ports
- 802.3af/at PoE+
- 384 W PoE Power Budget
- 1× RJ45 + 1× Micro-USB Console Port



TL-SG3452/ TL-SG3428

- 48 / 24× Gigabit RJ45 Ports
- 4× Gigabit SFP Ports
- 1× RJ45 + 1× Micro-USB Console Port



TL-SG3210

- 8× Gigabit RJ45 Ports
- 2× Gigabit SFP Ports
- 1× RJ45 + 1× Micro-USB Console Port



TL-SG2428P

- 24× Gigabit PoE+ RJ45 Ports
- 4× Gigabit SFP Ports
- 802.3af/at PoE+
- 250 W PoE Power Budget



TL-SG2016P* / TL-SG2218P*

- 8 / 16 × Gigabit PoE+ RJ45 Ports
- 8× Gigabit Non-PoE RJ45 Ports / 2× Gigabit SFP Ports
- 802.3af/at PoE+
- 120 / 150 (TBD) W PoE Power Budget



TL-SG2210MP / TL-SG2210P

- 8× Gigabit PoE+ RJ45 Ports
- 2× Gigabit SFP Ports
- 802.3af/at PoE+
- 150 / 61 W PoE Power Budget



TL-SG2005P-PD* / TL-SG2008P

- 4× Gigabit PoE+ RJ45 Ports
- 1× Gigabit PoE++ in / 4× Gigabit Non-PoE RJ45 Ports
- 802.3af/at PoE+
- 52 (TBD) / 62 W PoE Power Budget



TL-SG2008/ TL-SG2218

- 8 (including 1 PD Port) / 16 × Gigabit RJ45 Ports
- 0 / 2 × Gigabit SFP Slots



TL-SL2428P 

- 24× 10/100 Mbps PoE+ RJ45 Ports
- 2× Gigabit RJ45 Ports
- 2× Gigabit Combo SFP/RJ45 Ports
- 250 W PoE Power Budget

Note: Please refer to page 54-56 for detailed products specifications.

*These products are being developed. The corresponding product images, PoE budget, and specifications are for reference only.

Omada VPN Routers

ER8411

Omada VPN Router with 10G Ports



ER8411

- Quad-Core 2.2GHz CPU
- 2x 10GE SFP+ Ports, 1x Gigabit SFP Port, 8x Gigabit RJ45 Ports
- SSL/ IPsec/ PPTP/ L2TP VPN & OpenVPN
- Redundant Power Supplies
- Rack-Mountable



Centralized Management



Two 10GE SFP+ Ports



Up to 10 WAN Ports



Load Balance



IPSec/OpenVPN/PPTP/ L2TP/SSL VPN



Powerful Firewall



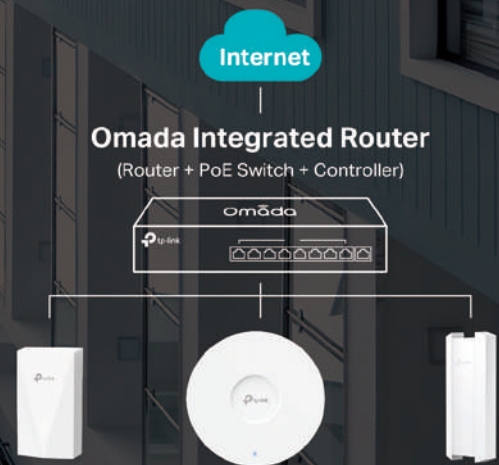
Multi-Net DHCP



Dual Redundant Power Supplies

Omada Integrated Routers

Router + PoE Switch + Controller three-in-one products simplify network deployment and management and are suitable for SMB and small office and home office applications.



ER8410PC-M2*

Omada 10G VPN Router with 2.5G PoE+ Ports and Controller Ability

- 2x 10G SFP+ Ports (1 WAN, 1 WAN/LAN)
- 4x 2.5G RJ45 Ports (1 WAN, 3 PoE+ LAN)
- 4x Gigabit RJ45 Ports (4 PoE+ LAN)
- 802.3af/at, 150 W PoE Budget(TBD)
- PPTP/L2TP/IPSec VPN/OpenVPN
- Cloud Access
- 13-inch Rackmount/ Desktop



ER7212PC

Omada Gigabit VPN Router with PoE+ Ports and Controller Ability

- 2x Gigabit SFP Ports (2 WAN/LAN)
- 2x Gigabit RJ45 Ports (1 WAN, 1 WAN/LAN)
- 8x Gigabit RJ45 PoE+ Ports (LAN)
- 802.3af/at, 110 W PoE Budget
- PPTP/L2TP/IPSec VPN/OpenVPN
- Cloud Access
- Desktop/Wall-mount

Note: Please refer to page 57 for detailed products specifications.

*These products are being developed. The corresponding product images and specifications are for reference only.

Tailor-Made Solution for Industries

TP-Link Omada is specially designed for hospitality, education, retail, office, and more. Scenario-based products and rich benefits satisfy different needs in various environments, ideal for campus, enterprise, and SMB networks.



Hospitality

Star Hotels | Budget Hotels

- ✓ Full Wi-Fi coverage and wired connections
- ✓ Hybrid controller options and easy management
- ✓ Flexible guest Wi-Fi policy
- ✓ Seamless roaming



Education

K12 | Higher Education | Educational Institutions

- ✓ 2K+ high-density Wi-Fi
- ✓ Flexible guest/staff/student authentication
- ✓ Flexible controller options and easy management
- ✓ Enterprise VPN and security



Retail

Shopping Malls | Supermarkets | Retail Chain | Shops

- ✓ 2K+ high-density Wi-Fi
- ✓ Flexible guest portal to boost online business
- ✓ Multi-site cloud management
- ✓ Seamless roaming



Enterprise

Office Building | Warehouses | Factories


- ✓ Enterprise VPN and security
- ✓ PPSK and 802.1X staff authentication
- ✓ Flexible controller options and easy management
- ✓ Content filter and monitoring



Residential

Villas | Dormitories | Apartments

- ✓ Simple network deployment
- ✓ Multi-tenant privilege assignment
- ✓ Easy centralized management
- ✓ Remote cloud troubleshooting



Catering

Restaurants | Cafes | Internet Cafes | Bars

- ✓ 2K+ high-density Wi-Fi
- ✓ Boost business through Wi-Fi marketing
- ✓ Seamless roaming
- ✓ Easy management



Healthcare

Hospitals | Clinics | Nursing Agencies



Transportation

Railway Stations | Airports | Bus Stations | Subway Stations



Public Services

Stadiums | Libraries | Concert Halls | Government



Big Events

Game Tournaments | Exhibitions | Sports | Conferences



HQ and Branch Locations

Hotel Chains | Retail Chains | Restaurant Chains | Company Branches | School Branches

The Ideal Choice for Managed Service Providers (MSPs)

Omada unlocks every feature you need, from Wi-Fi 7, Wi-Fi 6, PoE and Bluetooth-based location services to multi-tenancy and unified remote management. We offer enterprise features at win-win pricing. Manage and support all your customers from one platform.

1. COMPREHENSIVE AND RELIABLE PRODUCTS CATEGORIES



Full Networking Products

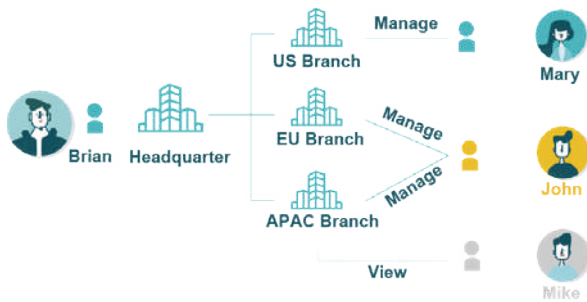
Unified management for all Omada wireless access points, switches, and routers, on-premises or remotely. Wi-Fi 7/6/5/4 access points, Campus switches, L2+ Managed switches, Smart switches, enterprise routers, and integrated routers are all found in Omada SDN.



Flexible Management Architecture


Omada offers flexible hybrid cloud (on-premises) hardware and software controllers and Cloud-Based controller options. Management scale ranges from 130, 700, 1500, to unlimited to match enterprise networks of any size.

2. LOWER DOWN YOUR COST AND LEVEL UP YOUR BUSINESS



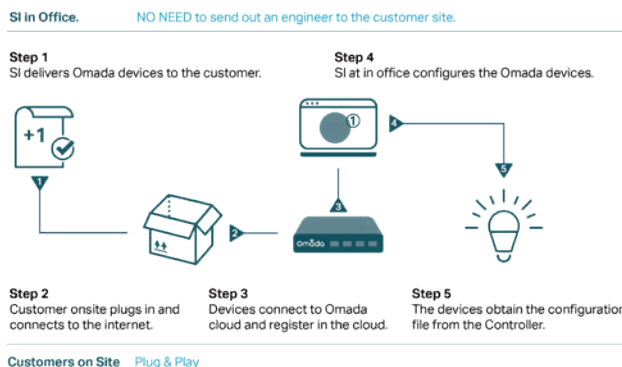
Assign Different Management Roles

Multi-user privilege assignment is available to increase management efficiency and security. Multi-person management, multi-level permissions, and the ability to add admins as needed enable flexible network operation and maintenance. These make feasible and flexible co-management of MSPs and customers possible.



Multi-Site Management Cannot Be Easier

Management, configuration, and monitoring provided by different sites can be done independently of one another without affecting each other. MSPs can implement differentiated configuration and management services according to actual site scenarios.



Zero-Touch Deployment and Maintenance

With a Cloud-Based Controller, there's no need to delegate staff to endlessly configure and manage devices in locations at different places—effectively improving network efficiency and reducing the overall cost of deployment, operation, and maintenance.



Remote and Quick Troubleshooting

The Omada system automatically detects network abnormalities and generates probable cause analysis for each incident and intelligent optimization recommendations. These enable MSPs to remotely and quickly solve the potential issues before impacting users—avoid the need of delegating staff for on-site maintenance and affect customers' business.



PPSK (Private PSK)

PPSK allows multiple passwords to access a single SSID, meaning different end users can connect to the network with their own unique passwords. This enhances the security of end users and provides Ops with better operation and maintenance. TP-Link PPSK also supports third-party server authentication (Eleven OS, RGNets, etc.), which increases the number of maintained passwords. Now, Ops can manage a massive database of client passwords with ease.

Know What Is On the Network

Omada's easy-to-use dashboard lets you see your real-time network status and check network usage and traffic distribution. The network topology can intelligently identifies and visually displays network devices and clients, helping you quickly see and troubleshoot connections at a glance.



3. COMPREHENSIVE SUPPORT, SERVICES AND TRAINING



A Partner Supporting Your Success

Choosing TP-Link means that you choose a partner that supports your marketing and sales. Receive the latest products or customized services and support from our specialized support teams locally and abroad.



Certification and Training

Comprehensive self-paced and instructor-led training and certification programs are available, providing the background and insight required to build, and successfully manage a network services business. Access professional training (TPNA and TPNP) to develop your skills and gain certification to enhance your career.




Excellent Pre- and After-Sales Services

TP-Link provides not only products with outstanding quality but also whole service for complete MSPs satisfaction. We offer global call center providing hotline support, 24/7 post-sales email service. Get technical support and case sharing from TP-Link Business community.

Hospitality Networking

Star Hotels | Budget Hotels | and More

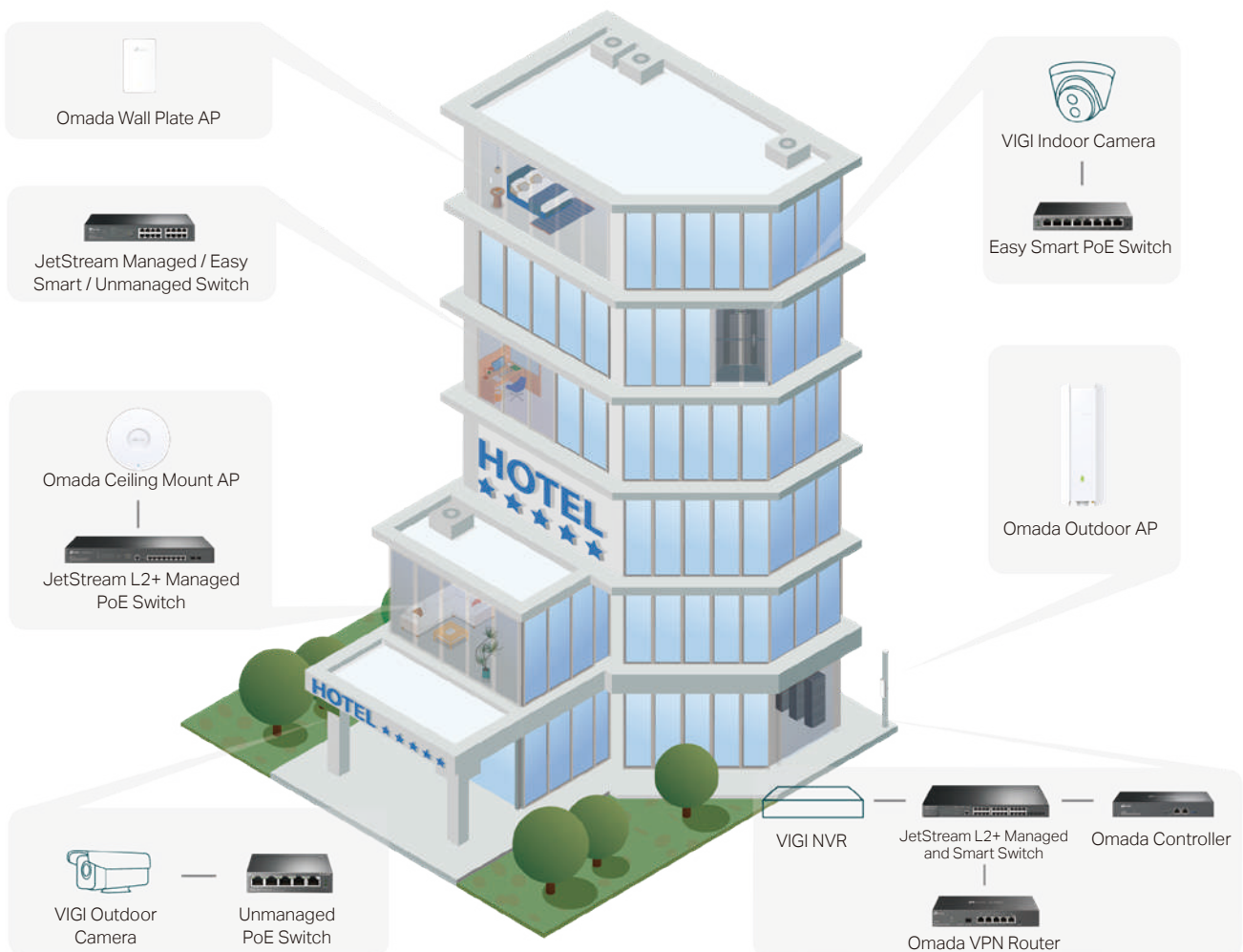


Your customers demand a strong, stable wireless network. Improve customer satisfaction and user-generated ratings with TP-Link Omada. Build the cost-effective wireless network for your hotel that drives better reviews and brings loyal customers back.

► Network Requirements

- Provide powerful wired and wireless networks to both customers and employees.
- Complete Wi-Fi coverage in all areas of the hotel, including outdoor areas such as parking and swimming pools.
- High network stability and security to ensure uninterrupted business and guest data security.
- Offer advertising and promotional content to affiliate customers.
- Elegant appearance to blend with hotel decoration.
- Simple network management and convenient equipment maintenance.

Typical Omada Solution for Hospitality



► Omada Solution Benefits

1. NETWORK CONNECTIVITY MUST BE ALWAYS-ON AND AUTOMATED

Performance of the network must always deliver an exceptional guest experience. When hoteliers unify all network operations, it increases their ability to focus on guests, not on whether devices are connecting.

High-Performance and Full-Coverage Wireless Networks, Even in High-Density Environments

Omada's Wi-Fi 7 and Wi-Fi 6 infrastructure is designed to support hundreds of guests and associate devices simultaneously without impacting Wi-Fi quality, with concurrent clients up to 2000+. Critical applications can be prioritized so they can perform at their peak without impacting the guest or staff experience. These ensure every guest has smooth internet access even in busy restaurants and meeting rooms.

Stable Wired Connections from Edge to Core

Omada provides smart switches, L2+ Managed switches, and campus switches, meeting the needs of the reliable network from edge to core. High-speed wired connections are provided with 100G, 25G, 10G, 2.5G, or 1 G Ethernet ports. Available 802.3bt PoE++, 802.3at PoE+, and 802.3af PoE further benefit network deployment.

One Click to Optimize Wi-Fi Performance with Automatic Channel Selection and Power Adjustment

Provides powerful wireless performance while greatly reducing Wi-Fi interference by automatically adjusting the channel settings and transmission power levels of neighboring APs in guest rooms. Omada uses AI algorithms to automatically optimize Wi-Fi channel selection and transmit power according to the network environment. AI optimization can be turned on manually or periodically.

AI Roaming for Uninterrupted Streaming

Ensure guests and staff enjoy uninterrupted streaming when moving around by switching clients automatically to the access points with the optimal signal. AI Roaming facilitates Fast Roaming and further optimizes the roaming experience.

2. NETWORK SECURITY SHOULD ALWAYS BE ASSURED

Guests' information and privacy should be well protected. Real-time network statistics monitoring and abundant security functions protect the network and free guests from worrying about the insecurity of public Wi-Fi.

Know What Is On the Network

Omada's easy-to-use dashboard lets you see your real-time network status and check network usage and traffic distribution. The network topology can intelligently identify and visually displays network devices and clients, helping IT admins quickly see and troubleshoot connections at a glance.

Protects Hotel Network from Threats

A robust firewall and advanced security functions further protect the network and data. Attack Defense, high-security VPN, Access Control, advanced WPA3 encryption, Captive Portal, Guest Authentication, MAC-Based Authentication, PPSK, device security detection and protection, and URL identification and filtering are provided.

Real-Time Health Status and Full Report of Clients, Devices, WAN, and Wi-Fi

View the health of devices, WAN, Wi-Fi, and clients in the entire network for scoring and analysis, assisting network administrators to recognize and improve network health, and adjust network anomalies. Network health-related statistics can be flexibly selected for specific time periods.

Analyze and Solve Network Abnormalities

Automatically display and analyze abnormal events found in the network, and rank high-frequency accident devices and clients so that network administrators can quickly locate abnormal network devices. In addition, detailed incidents, probable cause analysis for each incident, and intelligent optimization recommendations can be further viewed and managed.

Better Protection for Guests' Privacy

TP-Link Omada separates network management data from user data, with no user traffic passing through the cloud, ensuring better protection for users' privacy.

Two-Factor Authentication Enhances Account Security

Dramatically improves the security of your network management account and all the personal information you store with TP-Link.

3. STABILITY MATTERS FOR GUEST EXPERIENCE

AIOps for Quick Troubleshooting

Locate network faults, warn and notify administrators, and analyze potential network problems even when the IT manager is away with Omada's easy-to-use management interface and AI-Driven technology. Omada notifies administrators when a device fails or goes offline, before it impacts users.

Multiple Factors Guarantee Higher Reliability

Higher reliability of cloud service is guaranteed with 99.99% SLA availability, 24/7 automated fault detection, geographically isolated back-up servers, and reliable product quality. A series of reliability-assured designs like redundant power supplies of switches and routers, PoE Auto Recovery, and AIOps ensure non-stop operation even in the event of a fault.

4. BOOST ASSETS AND GUEST EXPERIENCES

Boost Online Business with Customized Page

Boost online business through guest Wi-Fi with Facebook and authentication pages, which display promotional or marketing content.



Flexible Guest Management

Automatically detect and flexibly manage the guest clients. Set the clients with Bandwidth Management, Device Limit, Time Period and Data Quota to match your hotel operation strategy.



Improve Guest Experiences with Location Services

Using the power of Bluetooth-based locations, Omada Wi-Fi 7 access points improve the guest experience and help raise customer satisfaction scores. Utilizing analytics from the network, facilities can ensure guests are helped the moment they enter a facility with automated check-in or enable them to use their smartphone to find a location (hotel room, conference center, on-site restaurants, mobile concierge, or workout room) without frustration or lost time.



Find and Track Expensive Assets

Omada's asset tracking solution helps associates track assets by leveraging location-ready Omada WLAN infrastructure and Bluetooth-based Omada Tags. Hotel property, luggage, safety devices and other expensive assets can be monitored and found when needed, freeing up hotel staff to focus on guest experience and not on finding a high-value item. This capability increases staff efficiency, reduces equipment costs, and improves guest experience.

➤ Product Recommendations

High-Performance Solutions			
Products	Models	Deployment	Features
Routers	ER8411	Machine room	2× 10G SFP+ ports; 1× Gigabit SFP port + 8× Gigabit RJ45 ports; Up to 10 WAN ports; Firewall; Enterprise-level VPN; Redundant power supplies
Switches	Omada Pro S750-26XF6Y	Machine room	6× 25G SFP28 ports, 26× 10G SFP+ ports, Virtual and Physical Stacking up to 20 units; Redundant power supplies
	TL-SX3206HPP		4× 10G 802.3af/at/bt PoE++ RJ45 ports; 2× 10G SFP+ ports; 200 W PoE budget, 60 W PoE out per port
	TL-SG3428XPP-M2		8× 2.5G 802.3af/at/bt PoE++ RJ45 ports; 16× 2.5G 802.3af/at PoE+ RJ45 ports; 4× 10G SFP+ ports; 500 W PoE budget (TBD) budget
	TL-SG3428X		24× Gigabit RJ45 ports; 4× 10G SFP+ ports
	TL-SG3452XP		48× Gigabit 802.3af/at PoE RJ45 ports; 4× 10G SFP+ ports; 500 W PoE budget
Ceiling Mount APs	EAP770	Lobby, restaurant, meeting room, corridor	Wi-Fi 7; Up to 11 Gbps Wi-Fi speed; 1× 10G RJ45 port; Mesh; Seamless roaming; Captive portal; 802.3bt PoE power supply
	EAP690E HD	High-density environment (restaurant, meeting room)	Wi-Fi 6E; Improves efficiency in high-density environments; Up to 11 Gbps Wi-Fi speed; 1× 10G RJ45 port; Mesh; Seamless roaming; Captive portal; 802.3bt PoE power supply
	EAP680	Lobby, corridor, parking	Wi-Fi 6; Up to 6.0 Gbps Wi-Fi speed; 1× 2.5G RJ45 port; Mesh; Seamless roaming; Captive portal; 802.3at PoE power supply
Wall Plate APs	EAP655-Wall	Guest room	Wi-Fi 6; Full in-room Wi-Fi coverage; Up to 3.0 Gbps Wi-Fi speed; Seamless roaming; Captive portal; 4× Gigabit RJ45 ports; Supports 802.3af/at PoE input and PoE passthrough
Outdoor APs	EAP650-Outdoor	Swimming pool, outdoor parking	Wi-Fi 6; Long-range outdoor coverage; Up to 3.0 Gbps Wi-Fi speed; 1× Gigabit RJ45 port; Supports 802.3at and Passive PoE; Mesh; Seamless roaming; IP67 weatherproof enclosure

Cost-Effective Solutions			
Products	Models	Deployment	Features
Routers	ER8411	Machine room	2× 10G SFP+ ports; 1× Gigabit SFP port + 8× Gigabit RJ45 ports; Up to 10 WAN ports; Firewall; Enterprise-level VPN; Redundant power supplies
Switches	TL-SX3016F	Machine room	Full 10G Connections; 16× 10G SFP+ ports; Redundant Power Supplies
	TL-SG3428XF		20× Gigabit SFP ports; 4× Gigabit combo SFP/RJ45 ports; 4× 10G SFP+ ports; Redundant power supplies
	TL-SG3428		24× Gigabit RJ45 ports; 4× Gigabit SFP ports
	TL-SG3452P		48× Gigabit 802.3af/at PoE RJ45 ports; 4× Gigabit SFP ports; 384 W PoE budget
	TL-SG2210P		8× Gigabit 802.3af/at PoE RJ45 ports; 2× Gigabit SFP ports; 61 W PoE budget
Ceiling Mount APs	EAP653	Restaurant, meeting room	Wi-Fi 6; Up to 3.0 Gbps Wi-Fi speed; 1× Gigabit RJ45 port; Mesh; Seamless roaming; Captive portal; 802.3at PoE power supply
	EAP613	Lobby, corridor, parking	Wi-Fi 6; Up to 1.8 Gbps Wi-Fi speed; 1× Gigabit RJ45 port; Mesh; Seamless roaming; Captive portal; 802.3at PoE power supply
	EAP245		Long-range indoor coverage; Up to 1.75 Gbps Wi-Fi speed; Seamless roaming; Captive portal; 802.3af/at and Passive PoE power supply
Wall Plate APs	EAP615-Wall	Guest room	Wi-Fi 6; Full in-room Wi-Fi coverage; Up to 1.8 Gbps Wi-Fi speed; Thin design; Captive portal; 4× Gigabit RJ45 ports; Supports 802.3af/at PoE input and PoE passthrough
Outdoor APs	EAP610-Outdoor	Swimming pool, outdoor parking	Wi-Fi 6; Long-range outdoor coverage; Up to 1.8 Gbps Wi-Fi speed; 1× Gigabit RJ45 port; 802.3at and Passive PoE power supply; Mesh; Seamless roaming; IP67 weatherproof enclosure

Typical Cases

Name	Location	Capacity
Dream World Palace (5-star Hotel)	Turkey	600 Rooms
Sailor's Beach Club (5-star Hotel)	Turkey	336 Rooms
Side Royal Paradises (5-star Hotel)	Turkey	269 Rooms
Crown Plaza (5-star Hotel)	UAE	-
Patmos Aktis Suites & Spa (5-star Hotel)	Greece	56 Rooms
Barranquilla Plaza (5-star Hotel)	Colombia	176 Rooms
Hotel Istana (5-star Hotel)	Malaysia	23-Storey
Shangri-La (5-star Hotel)	China	Around 400 Rooms and Suites
Beijing Hotel Raffles (5-star Hotel)	China	All Areas (171 rooms and suites, lobby and restaurant)
Hangzhou Bay Hotel (5-star Hotel)	China	All Areas (18 storey, 300 rooms, meeting room, lobby and restaurant)
Balsharaf Group	KSA	300+ Clients

Name	Location	Capacity
Bin Majid Beach Resort	UAE	1,000+ Clients
Ilyas & Mustafa GALADARI GROUP	UAE	2,000+ Clients, 128 Rooms
Ramada Hotel & Suites	UAE	388 Rooms
1873 Equestrian Resort	Indian	11 villas
Hotel Complex, Izmailovo	Russia	-
Pelagos Suites Hotel & Spa	Greece	202 Suites and 5 Villas
Althea Village Chania	Greece	17 big Villas with 150 Apartments/Rooms
Pelagos Suites Hotel & Spa	Greece	202 Suites and 5 Villas
Chateau de Khaoyai Hotel	Thailand	200+ Rooms, Gym, Swimming Pool, etc.
Hotel Villa Madruzzo	Italy	300+ Clients
Texas Budget Hotel chains	US	50 Rooms, 2-Story Hotel
Economy Hotel Mary	Colombia	75 Rooms
Mercure Hotel	Turkey	136 Rooms
Shuraa Facilities Management LLC	UAE	500 Clients
Al Hayat Hotel Apartments	UAE	85 Rooms, 10 Suites

Hotels in Bukit Bintang

Name: Hotels in Bukit Bintang

Location: Kuala Lumpur, Malaysia

Products: 1021× APs, 46× Switches, 3× Routers

Benefits

Omada solutions provide stable Wi-Fi to empower Bukit Bintang hospitality. And the customers are definitely satisfied with the results.

Testimonials

"The Omada Solution has empowered my business. Customers from all over the world can now enjoy the free Wi-Fi, and I have no complaint since upgrading."

—Kenneth, owner of Anggun Boutique Hotel.



"We chose the TP-Link Omada solution for its extreme cost-efficiency and high stability, the whole solution simplified my work so much and increased our guests' overall experience."

—Chris, IT Manager of 5-star Hotel Istana

Sailor's Beach Club

Name: Sailor's Beach Club (5-Star Hotel)


Capacity: 336 Rooms

Location: Turkey

Products: 373× APs, 17× Switches

Benefits

Sailor's Beach Club has expressed immense satisfaction with their implemented solution. The Omada system provided the reliable network performance that Sailor's Beach Club needed. Classic network demands such as primary and secondary backbone system's connectivity, smooth guest network, and franchise Wi-Fi services are now considered standard.



Arion Hotel

Name: Arion Hotel

Capacity: 75 Rooms, 15 Suites



Location: Greece

Products: 102× APs, 11× Switches, 3× Controllers

Testimonial

"It was crucial that the suggested design, installation, and operation, was not based on the best available solution but on the most suitable solution for our case, as the Project Manager of TP-Link said. The result was much more than the expected and contributes to a remarkable customer experience, along with a smooth hospitality operation."

—Commercial Manager of Arion Hotel



Education Networking

Primary Education | Higher Education | Educational Institutions | and More



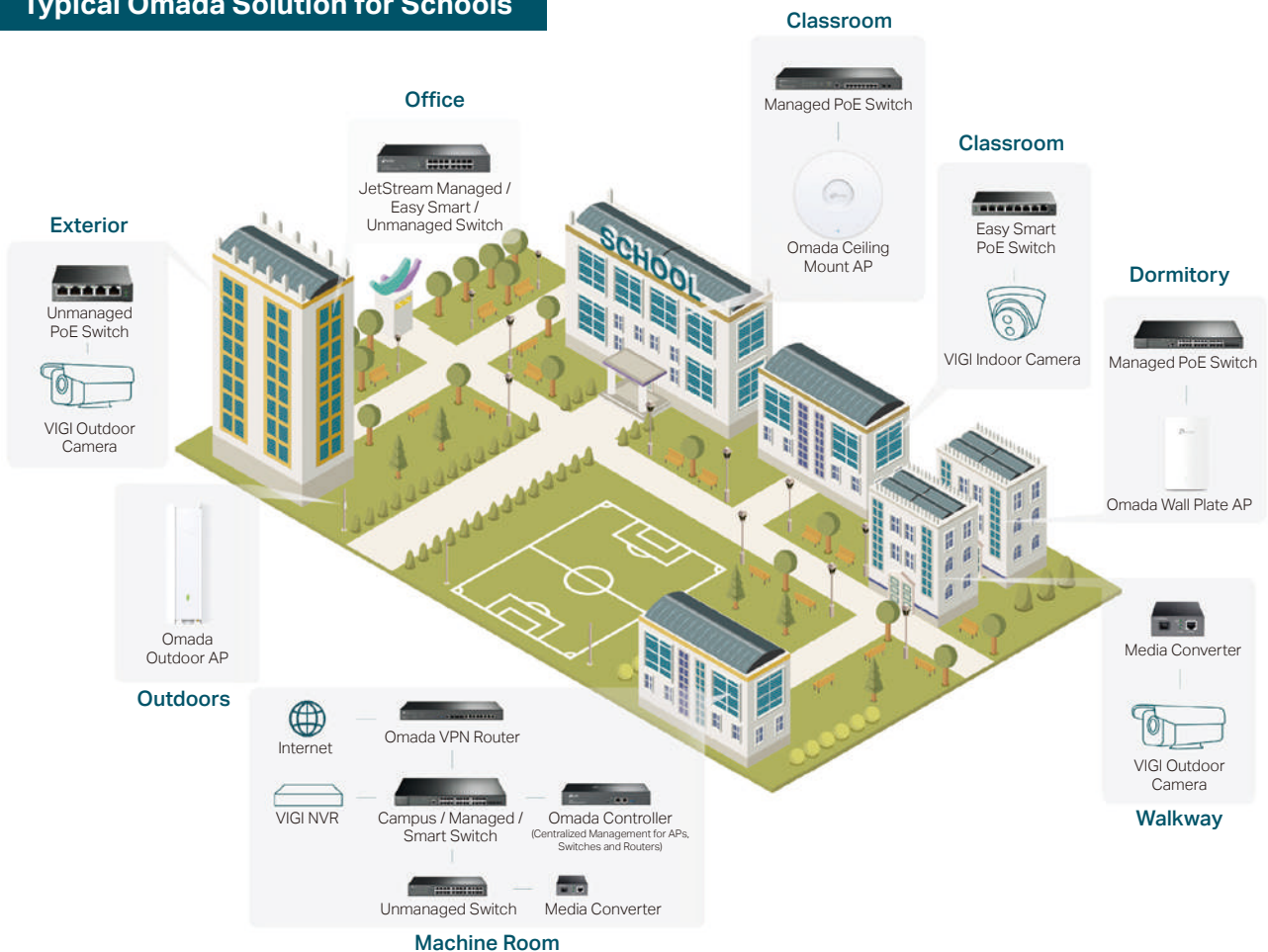
- ✓ 2K+ high-density Wi-Fi
- ✓ Flexible guest/staff/student authentication
- ✓ Flexible controller options and easy management
- ✓ Enterprise VPN and security

The digital education revolution has changed our lives permanently, and no school wants to be left behind. The smart classroom is a digital learning technology that improves the learning experience of children. The smart classroom works on the concept of the Internet of Things (IoT) which encourages the use of interconnected devices that enhance the power of teaching. Students are using more devices in class, for remote learning, and in libraries, and IT is being asked to support personalized learning for everyone. Simultaneously, calls for improved campus safety are driving requests for gunshot detectors, location-enabled panic buttons, and wireless video surveillance cameras. Whether it is wired or wireless or both, TP-Link Omada is widely acknowledged for providing solutions for educational institutions. Our scalable and secure network solutions ensure the safety of your campus resources while providing significant remote working and learning opportunities.

► Network Requirements

- High network security to ensure academic data security.
- High-density deployment in areas with numerous devices, such as classrooms and dormitories.
- Stable and high-speed network to ensure uninterrupted online classes and meetings.
- Easy-management authentication methods to authorize the access of teachers and students.
- Central network management and convenient equipment maintenance.
- Social distancing requires larger spaces, meaning larger Wi-Fi coverage.

Typical Omada Solution for Schools



► Omada Solution Benefits

1. NETWORK CONNECTIVITY MUST BE UNIFIED, ALWAYS-ON, AND AUTOMATED

The performance of the network must always deliver an exceptional user experience. When educators unify all network operations, it increases their ability to focus on education and students, not on whether devices are connecting.

High-Performance and Full-Coverage Wireless Networks, Even in High-Density Environments

Omada's Wi-Fi 7 and Wi-Fi 6 infrastructure is designed to support campuses of any size with always-on secure connectivity. Simultaneous connections to hundreds of devices without impacting Wi-Fi quality are supported, with concurrent clients up to 2000+. These ensure a smooth internet experience for students learning online and video chatting with parents, and teachers transferring and downloading large files and showing online materials, even in busy classrooms, meeting rooms, and crowded canteens. Omada provides unified wireless access throughout the campus, whether in the classroom, dormitories, canteens, stadium, offices, playground, and swimming pools.

Stable Wired Connections from Edge to Core

Omada provides smart switches, L2+ Managed switches, and campus switches, meeting the needs of the reliable network from edge to core. High-speed wired connections are provided with 100G, 25G, 10G, 2.5G, or 1G Ethernet ports. Available 802.3bt PoE++, 802.3at PoE+, and 802.3af PoE further benefit network deployment.

One Click to Optimize Wi-Fi Performance with Automatic Channel Selection and Power Adjustment

Provides powerful wireless performance while greatly reducing Wi-Fi interference by automatically adjusting the channel settings and transmission power levels of neighboring APs in the classrooms and dormitories. Omada uses AI algorithms to automatically optimize Wi-Fi channel selection and transmit power according to the network environment. AI optimization can be turned on manually or periodically.

AI Roaming for Uninterrupted Streaming

Ensure students, teachers, and staff enjoy uninterrupted streaming when moving around by switching clients automatically to the access points with the optimal signal. AI Roaming facilitates Fast Roaming and further optimizes the roaming experience.

2. NETWORK SECURITY SHOULD ALWAYS BE ASSURED

Cybersecurity is always the primary assurance when establishing a campus network. Student information and privacy, academic data and teaching materials of teachers must be protected.

Know What Is On the Network

Omada's easy-to-use dashboard lets you see your real-time network status and check network usage and traffic distribution. The network topology intelligently identifies and visually displays network devices and clients, helping IT admins quickly see and troubleshoot connections at a glance.

Protects Campus Network from Threats

A robust firewall and advanced security functions protect the network and data. Attack Defense, high-security VPN, Access Control, advanced WPA3 encryption, Captive Portal, 802.1X Authentication, MAC-Based Authentication, PPSK, device security detection and protection, URL identification and filtering, MAC Filtering, IP-MAC-Port Binding, and VLAN Binding are provided.

Real-Time Health Status and Full Report of Clients, Devices, WAN, and Wi-Fi

View the health of devices, WAN, Wi-Fi, and clients in the entire network for scoring and analysis, assisting network administrators to recognize and improve network health, and adjust network anomalies. Network health-related statistics can be flexibly selected for specific time periods.

Secure Network with Authentication

Provide secure Wi-Fi access to authorized users (students, teachers, and staff) with multiple authentication options (802.1X/Radius/Local Database). Users and devices have restricted access to only those network, IT, and application resources for which they have been approved. Optional Guest Network provides secure access to guests visiting campus.

Separate Student, Staff, and IoT Traffic

Assign VLANs to each client to segment users and enhance security. Policies are carried across the network end-to-end, regardless of the location of the user or device or the switch port carrying the traffic. Now, student learning traffic is isolated from student records, public safety cameras, and administrative traffic. MAC-Based Authentication can realize MAC security authentication for IoT devices.

Analyze and Solve Network Abnormalities

Automatically display and analyze abnormal events found in the network, and rank high-frequency accident devices and clients so that network administrators can quickly locate abnormal network devices. In addition, detailed incidents, probable cause analysis for each incident, and intelligent optimization recommendations can be further viewed and managed.



Better Protection for Students' Privacy

TP-Link Omada separates network management data from user data, with no user traffic passing through the cloud, ensuring better protection for users' privacy.



Two-Factor Authentication Enhances Account Security

Dramatically improves the security of your network management account and all the personal information you store with TP-Link.

3. STABILITY MATTERS FOR DIGITAL LEARNING



AIOps for Quick Troubleshooting

Locate network faults, warn and notify administrators, and analyze potential network problems even when the IT manager is away with Omada's easy-to-use management interface and AI-Driven technology. Omada notifies administrators when a device fails or goes offline, before it impacts users.



Multiple Factors Guarantee Higher Reliability

Higher reliability of cloud service is guaranteed with 99.99% SLA availability and 24/7 automated fault detection. A series of reliability-assured designs like redundant power supplies of switches and routers, PoE Auto Recovery, and AIOps ensure non-stop operation even in the event of a fault.

4. FACILITATING EFFICIENCY, MANAGEMENT, AND CAMPUS SAFETY



Flexible Criteria Management

Use different SSIDs, Access Control, and VLAN binding technologies to identify key network user profiles to deploy customized operating criteria. Set the clients with Bandwidth Management and Time Period to match the school's strategy.



Broadcast Important Policies with Customized Page

Display special news or important policies and reminders through a customized authentication page when users connect to the campus Wi-Fi.



Online Behavior Moderation

Online behaviors of students and teachers should be moderated across campus. Users need to focus on education, not entertainment. Easily specify the internet access rights and strategies of students and teachers via IP/MAC/URL Filtering and Access Control List (ACL).



Study from Home with VPN Technology

COVID-19 accelerated the use of online platforms. Distance learning solutions were developed all over the world seeking education continuity. Omada provides secure and enterprise-standard VPN to allow students or teachers to visit the campus network even at home. Simultaneously, the networks of each campus can access the intranet of each other.



Improve Campus Safety with Location Services

Using the power of with location-enabled panic buttons and wireless video surveillance cameras, Omada improves campus safety. Bluetooth-based locations combined Omada's Bluetooth-based location services bridge the gap between digital and physical worlds. Using signals generated and received by Omada Wi-Fi 7 access points, our location-ready infrastructure enables turn-by-turn wayfinding navigation of campuses and buildings, proximity-based messaging for guests and students, asset tracking, and location analytics.

Product Recommendations

High-Performance Solutions			
Products	Models	Deployment	Features
Routers	ER8411	Machine room	2× 10G SFP+ ports; 1× Gigabit SFP port + 8× Gigabit RJ45 ports; Up to 10 WAN ports; Firewall; Enterprise-level VPN; Redundant power supplies
Switches	Omada Pro S750-24Y4C	Machine room	4× 100G QSFP28 ports, 24× 25G SFP28 ports, Virtual and Physical Stacking up to 20 units; Redundant power supplies
	Omada Pro S750-26XF6Y		6× 25G SFP28 ports, 26× 10G SFP+ ports, Virtual and Physical Stacking up to 20 units; Redundant power supplies
	TL-SX3206HPP		4× 10G 802.3af/at/bt PoE++ RJ45 ports; 2× 10G SFP+ ports; 200 W PoE budget, 60 W PoE out per port
	Omada Pro S650-24GP4XF	Office area, computer classroom	4× 10G SFP+ ports; 24× Gigabit 802.3af/at PoE+ RJ45 ports; Virtual and Physical Stacking up to 20 units; Redundant power supplies
	Omada Pro S650-24MPP4Y		4× 25G SFP28 ports; 24× 2.5G 802.3af/at/bt PoE+ RJ45 ports; Virtual and Physical Stacking up to 20 units; Redundant power supplies; 60 W PoE out per port
	Omada Pro S650-48M6Y		6× 25G SFP28 ports; 48× 2.5G RJ45 ports; Virtual and Physical Stacking up to 20 units; Redundant power supplies
Ceiling Mount APs	EAP770	Lobby, restaurant, meeting room, corridor	Wi-Fi 7; Up to 11 Gbps Wi-Fi speed; 1× 10G RJ45 port; Mesh; Seamless roaming; Captive portal; 802.3bt PoE power supply
	EAP680	Corridor, digital classroom, other indoor areas	Wi-Fi 6; Up to 6.0 Gbps Wi-Fi speed; 1× 2.5G RJ45 port; Mesh; Seamless roaming; Captive portal; 802.3at PoE power supply
Wall Plate APs	EAP655-Wall	Dormitory	Wi-Fi 6; Full in-room Wi-Fi coverage; Up to 3.0 Gbps Wi-Fi speed; Seamless roaming; Captive portal; 4× Gigabit RJ45 ports; Supports 802.3af/at PoE input and PoE passthrough
Outdoor APs	EAP650-Outdoor	Playground, swimming pool	Wi-Fi 6; Long-range outdoor coverage; Up to 3.0 Gbps Wi-Fi speed; 1× Gigabit RJ45 port; Supports 802.3at and Passive PoE; Mesh; Seamless roaming; IP67 weatherproof enclosure

Cost-Effective Solutions			
Products	Models	Deployment	Features
Routers	ER7206	Machine room	5x Gigabit RJ45 ports + 1x Gigabit SFP ports; Up to 4 WAN ports; Firewall; Enterprise-level VPN
Switches	TL-SG3428XF	Machine room	20x Gigabit SFP ports; 4x Gigabit combo SFP/RJ45 ports; 4x 10G SFP+ ports; Redundant power supplies
	TL-SG3428MP		24x Gigabit 802.3af/at PoE RJ45 ports; 4x Gigabit SFP ports; 384 W PoE budget
	TL-SG2210MP		8x Gigabit 802.3af/at PoE RJ45 ports; 2x Gigabit SFP ports; 150 W PoE budget
	TL-SG3428	Office area, computer classroom	24x Gigabit RJ45 ports; 4x Gigabit SFP ports
Ceiling Mount APs	EAP620 HD	High-density environments (classroom, canteen, stadium, library)	Wi-Fi 6; Improves efficiency in high-density environments; Up to 1.8 Gbps Wi-Fi speed; 1x Gigabit RJ45 ports; Mesh; Seamless roaming; Captive portal; 802.3at PoE power supply
	EAP613	Corridor, digital classroom, other indoor areas	Wi-Fi 6; Up to 1.8 Gbps Wi-Fi speed; 1x Gigabit RJ45 port; Mesh; Seamless roaming; Captive portal; 802.3at PoE power supply
Wall Plate APs	EAP615-Wall	Dormitory	Wi-Fi 6; Full in-room Wi-Fi coverage; Up to 1.8 Gbps Wi-Fi speed; Thin design; Captive portal; 4x Gigabit RJ45 ports; Supports 802.3af/at PoE input and PoE passthrough
Outdoor APs	EAP610-Outdoor	Playground, swimming pool	Wi-Fi 6; Improves efficiency; Up to 1.8 Gbps Wi-Fi speed; 1x Gigabit RJ45 port; 802.3at and Passive PoE power supply; Mesh; Seamless roaming; IP67 weatherproof enclosure

► Typical Cases

Name	Location	Capacity
Habitat School	UAE	1,000 Clients
The King's Hospital School	Ireland	80-acre Campus, 300+ Students
Chase Grammar School	England	400+ Clients
Lytchett Minster School	England	14 Individual Buildings, 1,400+ Students, 200 Staff
Calasanz School	Colombia	1,290+ Students

Name	Location	Capacity
Carcavelos High School	Portugal	2,000 Daily Users
Air University	Pakistan	-
Sichuan University	China	All electronic classrooms of Jiangan Campus (300 acres), 10,000+ students
Army Military Medical University	China	Medical building
Tianli International School	China	Full wireless coverage (classrooms, dormitories, cafeterias, complexes)

The King's Hospital School



Name: The King's Hospital School
Capacity: 80-acre campus, 300+ students
Location: Ireland
Products: AP: 70x EAP220; Switch: 1x Core Switch T3700G-28TQ, 3x PoE Switches T2600G-28MPS, 6x TL-SG2210P

Benefits


- Flexible SSID Management**
 The school uses different SSIDs to identify key network user profiles, including students, visitors, and teaching and admin staff, to deploy different operating criteria. The software controller makes it easy for them to customize the network to the school's specific requirements.
- Student Security**
 The school uses MAC binding so only pre-approved devices can connect to the network. Deploying MAC binding enables the school to monitor individual devices and filter content, adding an extra layer of security.



Outdoor Wi-Fi

TP-Link's outdoor access points extend Wi-Fi to the outdoor spaces within the campus, providing the same level of seamless roaming as the indoor versions and can be configured and managed by the same software controller.

Habitat School



Name: Habitat School
Capacity: 1,000 Clients
Location: Ajman, UAE
Products: EAP330

Benefits

Habitat Ajman schools has fulfilled its objectives of ensuring that the technological literacy of their students of all levels is enabled by offering the best performance network that's reliable and secure for students and teachers. The TP-Link Omada solution provides the school district with the technology, performance, flexibility, and cost-effectiveness needed to ensure the goals of online education are not just met, but exceeded.





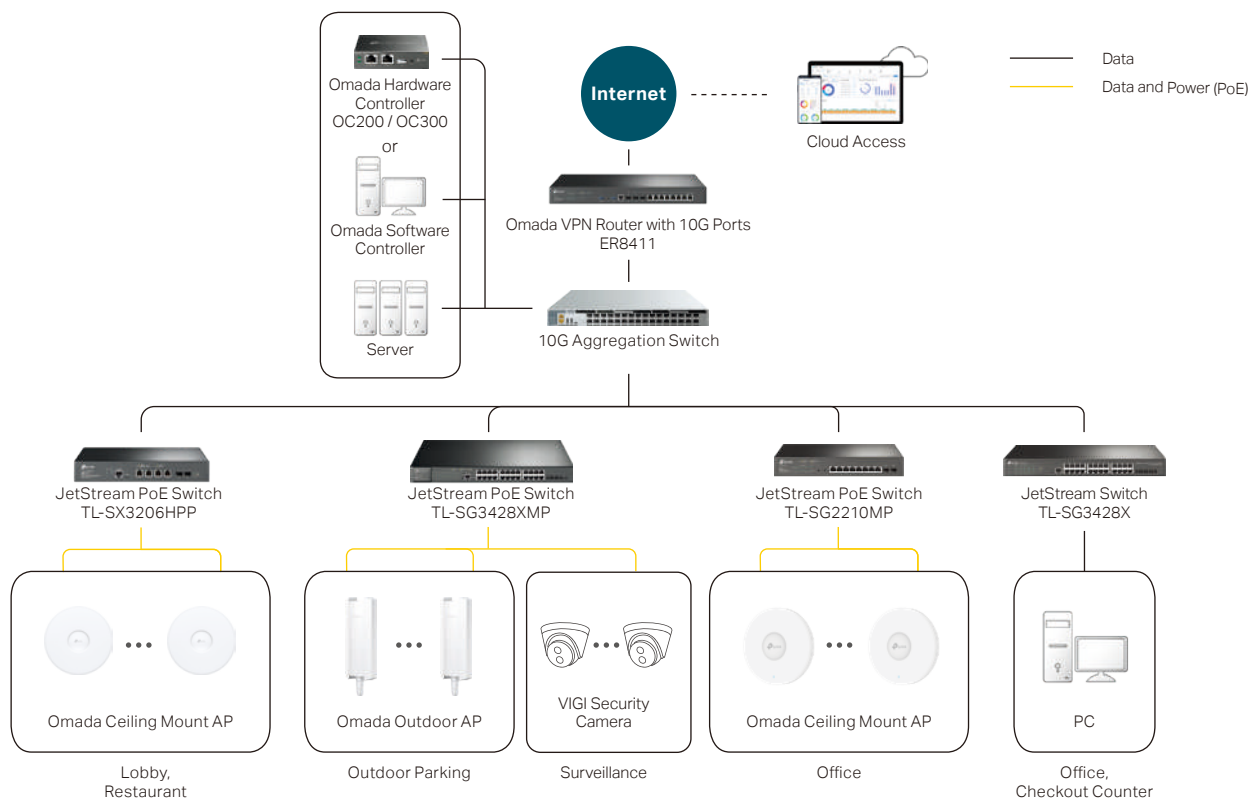
- ✓ 2K+ high-density Wi-Fi
- ✓ Flexible guest portal to boost online business
- ✓ Multi-site cloud management and easy management
- ✓ Seamless roaming

With the growing reliance on smartphones for everyday activities, Wi-Fi has the power to play an important role in the shopping experience. When a brick-and-mortar retailer offers free Wi-Fi, this incentivizes customers to extend their visit, providing the opportunities to explore, discover, and make a purchase. A good wireless network not only serves the network office system of the mall, but also brings a more comfortable shopping experience to customers. The TP-Link Omada SDN Solution empowers store owners to create a modern and compelling in-store experience for every customer.

► Network Requirements

- Provide secure wired and wireless networks to managerial staff of the mall and store owners and staff, and reliable wired networks for 24-hour surveillance in the mall.
- Provide high-density wireless connections to thousands of customers.
- Seamless Wi-Fi coverage in all areas of the mall décor, including outdoor areas such as parking lots.
- Offer online advertising and promotional content to increase the opportunity of boosting business.
- Elegant appearance to blend with the mall décor.
- Easy centralized network management and convenient equipment maintenance.
- Location services to guide the customers in wayfinding navigation.

► Typical Solution Topology



► Omada Solution Benefits

1. NETWORK CONNECTIVITY MUST BE ALWAYS-ON AND AUTOMATED

Performance of the network must always deliver an exceptional customer experience. When retailers unify all network operations, it increases their ability to focus on customers, not on whether devices are connecting.

High-Performance Wireless Networks, Even in Busy Shopping Malls

Omada's Wi-Fi 7 and Wi-Fi 6 infrastructure is designed to support shopping malls and supermarkets of any size with always-on secure connectivity. Simultaneous connections to hundreds of devices without impacting Wi-Fi quality are supported, with concurrent clients up to 2000+. These ensure every customer has smooth internet access even in busy times.

Full-Coverage Wireless Networks and Stable High-Speed Wired Connections

Keep your wireless online ordering system available everywhere with high-speed full Wi-Fi coverage. Omada provides high-speed and long-range Wi-Fi coverage for all indoor and outdoor places and scenarios. 10G, 2.5G, or 1G Ethernet wired connections are provided for office computers and access points. Available 802.3bt PoE++, 802.3at PoE+, and 802.3af PoE further benefit network deployment.

One Click to Optimize Wi-Fi Performance

Provides powerful wireless performance while greatly reducing Wi-Fi interference by automatically adjusting the channel settings and transmission power levels of neighboring APs in the mall. Omada uses AI algorithms to automatically optimize Wi-Fi channel selection and transmit power according to the network environment.

AI Roaming for Uninterrupted Streaming

Ensure customers enjoy uninterrupted streaming when moving around by switching clients automatically to the access points with the optimal signal. AI Roaming facilitates Fast Roaming and further optimizes the roaming experience.

2. STABILITY MATTERS FOR CUSTOMER EXPERIENCE

AIOps for Quick Troubleshooting

Locate network faults, warn and notify administrators, and analyze potential network problems even when the IT manager is away with Omada's easy-to-use management interface and AI-Driven technology. Omada notifies administrators when a device fails or goes offline, before it impacts users.

Multiple Factors Guarantee Higher Reliability

Higher reliability of cloud service is guaranteed with 99.99% SLA availability, 24/7 automated fault detection, geographically isolated back-up servers, and reliable product quality. Your network functions even if management traffic is interrupted. A series of reliability-assured designs like redundant power supplies of switches and routers, PoE Auto Recovery, and AIOps ensure non-stop operation even in the event of a fault.

3. BOOST BUSINESS AND CUSTOMER EXPERIENCES

Boost Online Business with Customized Page

Captive Portal provides direct exposure to promotional information and other marketing content while securing network access for guests.

Easy Centralized Management for All Stores, Relieving the Burden on IT

Centrally manage your access points, switches, routers, and more, anywhere, anytime—all controlled from a single easy-to-use interface.

Scale Quickly by Leveraging the Power of the Cloud

One key facet of cloud service delivery is the ability to manage many different distributed sites easily. Omada allows IT staff to work remotely (without on-site presence) while maintaining visibility and control over all vital network services at the main facility and all remote sites. Omada provides secure and enterprise-standard VPN to allow the networks of each store to access the intranet of each other.

Know Your Customers with Easy Network Monitoring and Location Services

See the real-time network status, calculate customer flow, or even track the key data of customers for better business results with an easy-to-use dashboard. Understand in-store buying patterns and provide helpful contextual assistance based on location.

Improve Customer Experiences with Location Services

Using the power of Bluetooth-based locations, Omada Wi-Fi 7 access points improve guest experience and help raise customer satisfaction scores. Utilizing analytics from the network, facilities enable visitors to use their smartphones to find the shop or area they are looking for without frustration or wasting time.

Product Recommendations

High-Performance Solutions			
Products	Models	Deployment	Features
Routers	ER8411	Machine room	2× 10G SFP+ ports; 1× Gigabit SFP port + 8× Gigabit RJ45 ports; Up to 10 WAN ports; Firewall; Enterprise-level VPN; Redundant power supplies
Switches	Omada Pro S750-26XF6Y	Machine room	6× 25G SFP28 ports, 26× 10G SFP+ ports, Virtual and Physical Stacking up to 20 units; Redundant power supplies
	TL-SX3206HPP		4× 10G 802.3af/at/bt PoE++ RJ45 ports; 2× 10G SFP+ ports; 200 W PoE budget, 60 W PoE out per port
	Omada Pro S650-48GP6XF		6× 10G SFP+ ports; 48× Gigabit 802.3af/at PoE+ RJ45 ports; Virtual and Physical Stacking up to 20 units; Redundant power supplies
	Omada Pro S650-24MPP4Y	Office area, checkout counter	4× 25G SFP28 ports; 24× 2.5G 802.3af/at PoE+ RJ45 ports; Virtual and Physical Stacking up to 20 units; Redundant power supplies
Ceiling Mount APs	EAP770	Lobby, restaurant, office area	Wi-Fi 7; Up to 11 Gbps Wi-Fi speed; 1× 10G RJ45 port; Mesh; Seamless roaming; Captive portal; 802.3bt PoE power supply
	EAP690E HD	High-density environments (lobby, restaurant)	Wi-Fi 6E; Improves efficiency in high-density environments; Up to 11 Gbps Wi-Fi speed; 1× 10G RJ45 port; Mesh; Seamless roaming; Captive portal; 802.3bt PoE power supply
	EAP680	Office area, other indoor areas	Wi-Fi 6; Up to 6.0 Gbps Wi-Fi speed; 1× 2.5G RJ45 port; Mesh; Seamless roaming; Captive portal; 802.3at PoE power supply
Outdoor APs	EAP650-Outdoor	Outdoor parking	Wi-Fi 6; Long-range outdoor coverage; Up to 3.0 Gbps Wi-Fi speed; 1× Gigabit RJ45 port; Supports 802.3at and Passive PoE; Mesh; Seamless roaming; IP67 weatherproof enclosure

Cost-Effective Solutions			
Products	Models	Deployment	Features
Routers	ER7206	Machine room	5× Gigabit RJ45 ports + 1× Gigabit SFP ports; Up to 4 WAN ports; Firewall; Enterprise-level VPN
Switches	TL-SG3428XF	Machine room	20× Gigabit SFP ports; 4× Gigabit combo SFP/RJ45 ports; 4× 10G SFP+ ports; Redundant power supplies
	TL-SG2428P		24× Gigabit 802.3af/at PoE RJ45 ports; 4× Gigabit SFP ports; 250 W PoE budget
	TL-SG2210P		8× Gigabit 802.3af/at PoE RJ45 ports; 2× Gigabit SFP ports; 61 W PoE budget
	TL-SG3428	Office area, checkout counter	24× Gigabit RJ45 ports; 4× Gigabit SFP ports
Ceiling Mount APs	EAP620 HD	High-density environments (lobby, restaurant)	Wi-Fi 6; Improves efficiency in high-density environments; Up to 1.8 Gbps Wi-Fi speed; 1× Gigabit RJ45 ports; Mesh; Seamless roaming; Captive portal; 802.3at PoE power supply
	EAP613	Office area, other indoor areas	Wi-Fi 6; Up to 1.8 Gbps Wi-Fi speed; 1× Gigabit RJ45 port; Mesh; Seamless roaming; Captive portal; 802.3at PoE power supply
Outdoor APs	EAP610-Outdoor	Outdoor parking	Wi-Fi 6; Up to 1.8 Gbps Wi-Fi speed; 1× Gigabit RJ45 port; 802.3at and Passive PoE power supply; Mesh; Seamless roaming; IP67 weatherproof enclosure

Typical Cases


Name	Location	Capacity
Sim Lim Square	Singapore	500+ Merchants, 10,000 Daily Visitors
Emirates CO-OP	UAE	1,000+ Users

Sim Lim Square

Name: Sim Lim Square
(Singapore's largest IT and electronics shopping mall)
Capacity: 500+ merchants, 10,000 daily visitors, up to 1,000 shoppers at one time
Location: Singapore
Products: AP: 45× EAP220; Switch: Multiple PoE Switches TL-SG3424P

Benefits

- High-density Wi-Fi connections are provided to thousands of customers.
- PoE switches make installing ceiling-mounted APs easy and flexible.
- Seamless Wi-Fi coverage is available throughout the mall.
- Easy centralized management of the whole network with the free Omada Software Controller, even when lacking technical IT staff.



Name	Location	Capacity
Changsha Bofu International Plaza	China	About 100,000 square meters
Wanxin Wuzhou Shopping Mall	China	150,000 square meters



Testimonial

"Our customer satisfaction levels have been greatly improved since we started offering free public Wi-Fi throughout the entire mall. For that alone, the solution TP-Link provided was the best choice."
—Sean Chia, Head of Advertising & Promotions, Sim Lim Square.

Enterprise

Office Buildings | Warehouses | Factories | and More

- ✓ Enterprise VPN and security
- ✓ PPSK and 802.1X staff authentication
- ✓ Flexible controller options and easy management
- ✓ Content filter and monitoring

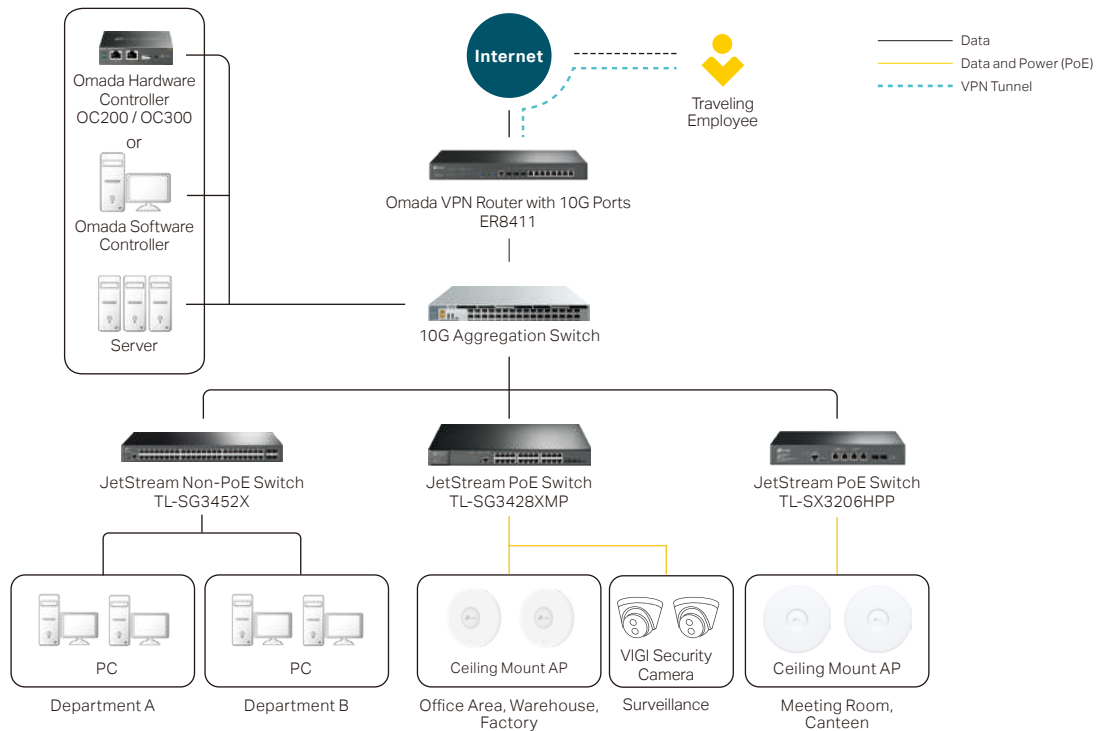


For small and medium-sized enterprises, business managers are constantly keeping IT management simple and effective, which is essential for today's dynamic and innovative enterprises. To drive business growth, enterprises have growing demands for reliable network systems involving more clients—both wired and wireless—more bandwidth-demanding applications, and more customized services like VPN. A virtual private network (VPN) is a way for different branches to share resources and communicate with each other. It also provides a secure method through which employees can access internal network servers when out of the office. TP-Link Omada offers Site-to-Site and Client-to-Site VPN solutions to meet the requirements of today's enterprise networks.

► Network Requirements

- Provide both wired and wireless clients with fast, secure, and reliable internet access.
- Manage and maintain diverse and complex Networks to save time and money.
- High network stability to ensure uninterrupted business.
- Security strategies that protect digital assets, including threat detection and remediation.
- Empower your workforce with secure VPN policies.
- Moderate employees' online behavior to increase efficiency and avoid bandwidth waste.

► Typical Solution Topology



► Omada Solution Benefits

1. NETWORK CONNECTIVITY MUST BE UNIFIED, ALWAYS-ON, AND AUTOMATED

The performance of the network must always deliver an exceptional user experience. When entrepreneurs unify all network operations, it increases their ability to focus on business, not on whether devices are connecting.

Stable Wired Connections from Edge to Core

Omada provides smart switches, L2+ Managed switches, and campus switches, meeting the needs of the reliable network from edge to core. High-speed wired connections and company backbone network are easily built with Omada 100G, 25G, 10G, 2.5G, or 1G Ethernet ports. Available 802.3bt PoE++, 802.3at PoE+, and 802.3af PoE further benefit network deployment. Business and employee offices rely heavily on reliable wired internet access, and a stable and fast wired connection is always the first thing Omada guarantees.



High-Performance and Full-Coverage Wireless Networks, Even in High-Density Environments

Omada's Wi-Fi 7 and Wi-Fi 6 infrastructure is designed to support enterprise offices of any size with always-on, secure connectivity. Simultaneous connections to hundreds of devices without impacting Wi-Fi quality are supported, with concurrent clients up to 2000+. These ensure a smooth internet experience for daily office activities, like video meetings and large-file transfers and downloads, even in busy meeting rooms. Omada ceiling mount APs and outdoor APs provide unified wireless access throughout the corporation, whether in office areas, meeting rooms, warehouses, outdoor parking, or factories.



One Click to Optimize Wi-Fi Performance with Automatic Channel Selection and Power Adjustment

Provides powerful wireless performance while greatly reducing Wi-Fi interference by automatically adjusting the channel settings and transmission power levels of neighboring APs in the office areas. Omada uses AI algorithms to automatically optimize Wi-Fi channel selection and transmit power according to network environment. AI optimization can be turned on manually or periodically.



AI Roaming for Uninterrupted Streaming

Ensure staff enjoy uninterrupted streaming when moving around the office by switching clients automatically to the access points with the optimal signal. AI Roaming facilitates Fast Roaming and further optimizes the roaming experience.

2. NETWORK SECURITY SHOULD ALWAYS BE ASSURED

Cybersecurity is always the primary assurance when establishing an enterprise network. Company confidential information and privacy, business data, and employee information must be protected.



Know What Is On the Network

Omada's easy-to-use dashboard lets you see your real-time network status and check network usage and traffic distribution. The network topology can intelligently identify and visually displays network devices and clients, helping IT admins quickly see and troubleshoot connections at a glance.



Protects the Company Network from Threats

A robust firewall and advanced security functions protect the network and data. Attack Defense, high-security VPN, Access Control, advanced WPA3 encryption, Captive Portal, 802.1X Authentication, MAC-Based Authentication, PPSK, device security detection and protection, URL identification and filtering, MAC Filtering, IP-MAC-Port Binding, and VLAN Binding are provided.



Secure Network with Authentication

Provide secure Wi-Fi access to authorized users (staff and authorized visitors) with multiple authentication options (802.1X/RADIUS/Local Database). Users and devices have restricted access to only those network, IT, and application resources for which they have been approved. Optional Guest Network provides secure access to guests visiting the company.



Separate Department Traffic from Each Other

Assign VLANs to each department to segment staff traffic and enhance security. Policies are carried across the network end-to-end, regardless of the location of the user or device or the switch port carrying the traffic.



Real-Time Health Status and Full Report of Clients, Devices, WAN, and Wi-Fi

View the health of devices, WAN, Wi-Fi, and clients in the entire network for scoring and analysis, assisting network administrators to recognize and improve network health, and adjust network anomalies. Network health-related statistics can be flexibly selected for specific time periods.



Analyze and Solve Network Abnormalities

Automatically display and analyze abnormal events found in the network, and rank high-frequency accident devices and clients so that network administrators can quickly locate abnormal network devices. In addition, detailed incidents, probable cause analysis for each incident, and intelligent optimization recommendations can be further viewed and managed.



Better Protection for Your Company's Privacy

TP-Link Omada separates network management data from user data, with no user traffic passing through the cloud, ensuring better protection for users' privacy.



Two-Factor Authentication Enhances Account Security

Dramatically improves the security of your network management account and all the personal information you store with TP-Link.

3. STABILITY MATTERS FOR COMPANY OPERATION



AI Ops for Quickly Troubleshooting

Locate network faults, warn and notify administrators, and analyze potential network problems even when the IT manager is away with Omada's easy-to-use management interface and AI-Driven technology. Omada notifies the administrator when a device fails or goes offline, before it impacts users.



Multiple Factors Guarantee Higher Reliability

Higher reliability of cloud service is guaranteed with 99.99% SLA availability, 24/7 automated fault detection, geographically isolated back-up servers, and reliable product quality. Your network functions even if management traffic is interrupted. A series of reliability-assured designs like redundant power supplies of switches and routers, PoE Auto Recovery, and AI Ops ensure non-stop operation even in the event of a fault.

4. FACILITATING BUSINESS, SCALABILITY, AND MANAGEMENT EFFICIENCY



Flexible Criteria Management

Use different SSIDs, Access Control, and VLAN binding technologies to identify key network user profiles to deploy customized operating criteria. Set the clients with like bandwidth management, device limit, and access permission to match the company's strategy.



Work from Home with VPN Technology

COVID-19 accelerated telecommuting. Omada provides a secure and enterprise-standard VPN to allow staff to visit the office network even at home. Simultaneously, the networks of each subsidiary can access the intranet of headquarters.



Online Behavior Moderation

Staff need to focus on business, not entertainment. Easily specify the internet access rights and strategies of employees via IP/MAC/URL Filtering and Access Control List (ACL).



Easy Centralized Management

Centrally manage access points, switches, and routers—all controlled from a single easy-to-use interface. Easily configure the network even when the IT manager is away.



Flexible Management Architecture Increases Business Agility and Scalability

TP-Link Omada offers hybrid cloud (on-premises) hardware and software controllers and Cloud-Based controller to match enterprise networks of any size. The Omada Hardware Controller supports centralized management scale of 130 or 700 devices, the software controller supports up to 1500 devices, while the Omada Cloud-Based Controller supports an unlimited scale. Adding or adjusting devices is simple, increasing the agility and scalability of your business.



Find and Track Expensive Assets

Omada's asset tracking solution helps associates track assets by leveraging location-ready Omada WLAN infrastructure and Bluetooth-based Omada Tags. Your company's property, safety devices, and other expensive assets can be monitored and found when needed, freeing up your company to focus on business and not on finding a high-value item. This capability increases staff efficiency and reduces equipment costs.

Product Recommendations

High-Performance Solutions			
Products	Models	Deployment	Features
Routers	ER8411	Machine room	2× 10G SFP+ ports; 1× Gigabit SFP port + 8× Gigabit RJ45 ports; Up to 10 WAN ports; Firewall; Enterprise-level VPN; Redundant power supplies
Switches	Omada Pro S750-24Y4C	Machine room	4× 100G QSFP28 ports, 24× 25G SFP28 ports, Virtual and Physical Stacking up to 20 units; Redundant power supplies
	Omada Pro S750-26XF6Y		6× 25G SFP28 ports, 26× 10G SFP+ ports, Virtual and Physical Stacking up to 20 units; Redundant power supplies
	TL-SX3206HPP		4× 10G 802.3af/at/bt PoE++ RJ45 ports; 2× 10G SFP+ ports; 200 W PoE budget, 60 W PoE out per port
	Omada Pro S650-24MPP4Y		4× 25G SFP28 ports; 24× 2.5G 802.3af/at/bt PoE+ RJ45 ports; Virtual and Physical Stacking up to 20 units; Redundant power supplies; 60 W PoE out per port
	Omada Pro S650-48M6Y	Office area, meeting room	6× 25G SFP+ ports; 48× 2.5G RJ45 ports; Virtual and Physical Stacking up to 20 units; Redundant power supplies
Ceiling Mount APs	EAP770	Lobby, restaurant, meeting room, corridor	Wi-Fi 7; Up to 11 Gbps Wi-Fi speed; 1× 10G RJ45 port; Seamless roaming; Captive portal; 802.3bt PoE power supply
	EAP680	Office area, warehouse, factory	Wi-Fi 6; Up to 6.0 Gbps Wi-Fi speed; 1× 2.5G RJ45 port; Mesh; Seamless roaming; Captive portal; 802.3at PoE power supply

Cost-Effective Solutions			
Products	Models	Deployment	Features
Routers	ER7206	Machine room	5× Gigabit RJ45 ports + 1× Gigabit SFP ports; Up to 4 WAN ports; Firewall; Enterprise-level VPN
Switches	TL-SG3428XF	Machine room	20× Gigabit SFP ports; 4× Gigabit combo SFP/RJ45 ports; 4× 10G SFP+ ports; Redundant power supplies
	TL-SG3428MP		24× Gigabit 802.3af/at PoE RJ45 ports; 4× Gigabit SFP ports; 384 W PoE budget
	TL-SG2210MP		8× Gigabit 802.3af/at PoE RJ45 ports; 2× Gigabit SFP ports; 150 W PoE budget
	TL-SG3452	Office area, meeting room	48× Gigabit RJ45 ports; 4× Gigabit SFP ports
Ceiling Mount APs	EAP620 HD	High-density environments (canteen, meeting room)	Wi-Fi 6; Improves efficiency in high-density environments; Up to 1.8 Gbps Wi-Fi speed; 1× Gigabit RJ45 ports; Mesh; Seamless roaming; Captive portal; 802.3at PoE power supply
	EAP613	Office area, warehouse, factory	Wi-Fi 6; Up to 1.8 Gbps Wi-Fi speed; 1× Gigabit RJ45 port; Mesh; Seamless roaming; Captive portal; 802.3at PoE power supply

Typical Cases

Name	Location	Name	Location
Green Park	England	Shandong Ruyi Group	China
Peugeot & Citrèon	France	Gansu Jiantou Equipment Co., Ltd.	China
Gratte Brothers	England	Guangzhou Ousiyi Cultural Development Co., Ltd.	China
TV Skyline	Germany	Fujian Changfu Dairy Industry Group Co., Ltd.	China

Residential

Villas | Dormitories | Apartments | Resorts | and More

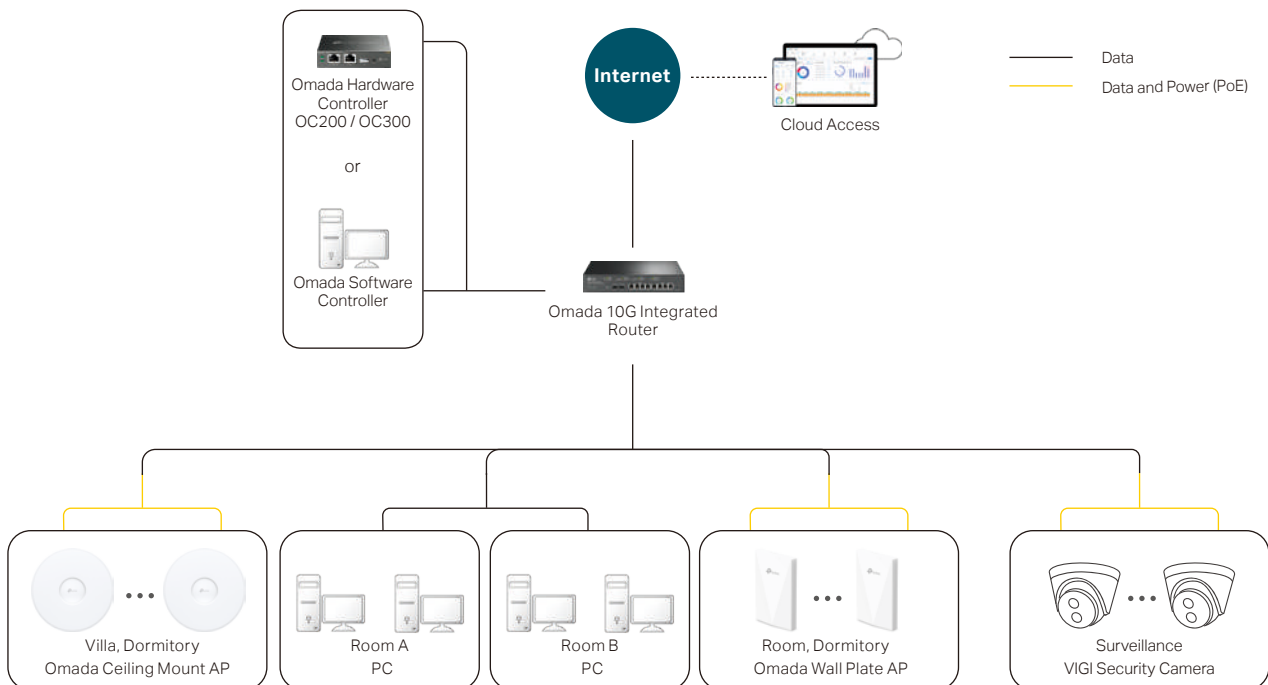
- ✓ Simple network deployment
- ✓ Multi-tenant privilege assignment
- ✓ Easy centralized management
- ✓ Flexible Voucher package
- ✓ Remote cloud troubleshooting
- ✓ Full Wi-Fi coverage and wired connections to every suite

For people living in residential buildings, like villas, dormitories, and apartments, stable and high-speed Wi-Fi is necessary. People expect to share resources and communicate with each other via wired and wireless connections safely. TP-Link Omada offers central management, real-time network monitoring, and quick network troubleshooting to meet the requirements of different people. It also allows every family to manage the network in their home separately with multi-tenant privilege assignment.

► Network Requirements

- Provide stable wired and wireless networks to families and tenants.
- Complete Wi-Fi coverage in all areas of every room, villa, dormitory, and outdoor area.
- Centrally manage your access points, switches, and routers.
- Provide secure Wi-Fi access along with multiple authentication options.
- Easy network management and convenient equipment maintenance.

► Typical Solution Topology



➤ Omada Solution Benefits

1. NETWORK CONNECTIVITY MUST BE ALWAYS-ON AND AUTOMATED

High-Performance and Full-Coverage Wireless Networks

Omada ceiling mount APs, wall plate APs, and outdoor APs provide stable and high-speed wireless access to every room and outdoor area, whether in residential buildings, villas, dormitories, apartments, or resorts. So first, Omada solution matches the basic Wi-Fi coverage request, and second, it could be an added selling point for households to increase their satisfaction and improve their experience.

One Click to Optimize Wi-Fi Performance

Provides powerful wireless performance while greatly reducing Wi-Fi interference by automatically adjusting the channel settings and transmission power levels of neighboring APs in other rooms. Omada uses AI algorithms to automatically optimize Wi-Fi channel selection and transmit power according to the network environment.

Stable Wired Connections from Home to Core

Omada provides smart switches, L2+ Managed switches, and VPN Router. High-speed wired connections are provided with 10G, 2.5G, or 1G Ethernet ports. Available 802.3at PoE+, and 802.3af PoE further benefit network deployment. The multiple Ethernet ports of thin wall plate APs provide further connections for wired devices and network expansion in every room.

AI Roaming for Uninterrupted Streaming in the Home

Ensure families enjoy uninterrupted streaming when moving around the home by switching clients automatically to the access points with the optimal signal. AI Roaming facilitates Fast Roaming and further optimizes the roaming experience.

2. SIMPLE INSTALLATION AND MANAGEMENT BECOME IMPORTANT

Easy Installation and Effortless Deployment

The integrated routers combine the functions of controllers, gateways, and PoE switches, simplifying network installation and deployment. The compact design of Omada access points minimizes the occupied space. Additionally, they blend seamlessly into any accommodation with a refined, minimalist appearance.

Assign Different Management Roles

Allow every family to manage the network in their home separately with multi-tenant privilege assignment. Multi-person management, multi-level permissions, and the ability to add admins as needed enable flexible network operation and maintenance. These make feasible and flexible co-management of MSPs and customers possible.

Easy Centralized Management

Centrally manage the access points and integrated router in every room—all controlled from a single easy-to-use interface. Additionally, standalone configuration of each access point via the web is also available.

Multi-Site Management Cannot Be Easier

Management, configuration, and Monitoring provided by different sites can be done independently of one another without affecting each other. IT administrators can implement differentiated configuration and management services according to actual accommodation scenarios.

3. NETWORK SECURITY SHOULD ALWAYS BE ASSURED

Know Your Whole Network with Easy Monitoring

Omada's easy-to-use dashboard lets you see your real-time network status and check network usage and traffic distribution in all suites. The network topology can intelligently identify and visually displays network devices and clients, helping IT admins quickly see and troubleshoot connections at a glance.

Secure Network with Authentication

Provide secure Wi-Fi access to authorized households with multiple authentication options (802.1X/Radius/Local Database). Optional Guest Wi-Fi provides secure access to visitors.

Protects Accommodation Network from Threats

A robust firewall and advanced security functions further protect the network and data. Attack Defense, Access Control, advanced WPA3 encryption, Captive Portal, Guest Authentication, PPSK, device security detection and protection, and URL identification and filtering are provided.

Better Protection for Guests' Privacy

TP-Link Omada separates network management data from user data, with no user traffic passing through the cloud, ensuring better protection for households' privacy.



Real-Time Health Status and Full Report of Clients, Devices, WAN, and Wi-Fi

View the health of devices, WAN, Wi-Fi, and clients in the entire network for scoring and analysis, assisting network administrators to recognize and improve network health, and adjust network anomalies. Network health-related statistics can be flexibly selected for specific time periods.



Analyze and Solve Network Abnormalities

Automatically display and analyze abnormal events found in the network, and rank high-frequency accident devices and clients so that network administrators can quickly locate abnormal network devices. In addition, detailed incidents, probable cause analysis for each incident, and intelligent optimization recommendations can be further viewed and managed.

4. STABILITY MATTERS FOR HOUSEHOLD'S EXPERIENCE



AIOps for Remote and Quick Troubleshooting

Locate network faults, warn and notify administrators, and analyze potential network problems even when the IT manager is away with Omada's easy-to-use management interface and AI-Driven technology. Omada notifies the administrator when a device fails or goes offline. This enables IT administrators to remotely and quickly solve the potential issues before it impacts users, avoiding the need of delegating staff for on-site maintenance and affecting households' experience. Simultaneously, residents can troubleshoot the issues by themselves with the help of automatic cause analysis report.



Multiple Factors Guarantee Higher Reliability

Higher reliability of cloud service is guaranteed with 99.99% SLA availability, 24/7 automated fault detection, geographically isolated back-up servers, and reliable product quality. Your network functions even if management traffic is interrupted. A series of reliability-assured designs like redundant power supplies of switches and routers, PoE Auto Recovery, and AIOps ensure non-stop operation even in the event of a fault.

Product Recommendations

High-Performance Solutions			
Products	Models	Deployment	Features
Routers	ER8410PC-M2	Machine room, Entry	2× 10G SFP+ ports; 1× 2.5G Non-PoE RJ45 ports + 3× 2.5G 802.3af/at PoE+ RJ45 ports; 4× Gigabit 802.3af/at PoE+ RJ45 ports; Enterprise-level VPN; Controller integration; Cloud access; 150 W PoE budget (TBD)
Ceiling Mount APs	EAP680	Hall, villa, corridor	Wi-Fi 6; Up to 6.0 Gbps Wi-Fi speed; 1× 2.5G RJ45 port; Mesh; Seamless roaming; Captive portal; 802.3at PoE power supply
Wall Plate APs	EAP655-Wall	Suite room, villa	Wi-Fi 6; Full in-room Wi-Fi coverage; Up to 3.0 Gbps Wi-Fi speed; Seamless roaming; Captive portal; 4× Gigabit RJ45 ports; Supports 802.3af/at PoE input and PoE passthrough
Outdoor APs	EAP650-Outdoor	Outdoor parking, garden/yard, outdoor area	Wi-Fi 6; Long-range outdoor coverage; Up to 3.0 Gbps Wi-Fi speed; 1× Gigabit RJ45 port; Supports 802.3at and Passive PoE; Mesh; Seamless roaming; IP67 weatherproof enclosure

Cost-Effective Solutions			
Products	Models	Deployment	Features
Routers	ER7212PC	Machine room, Entry	2× Gigabit SFP ports; 2× Gigabit Non-PoE RJ45 ports + 8× Gigabit 802.3af/at PoE+ RJ45 ports; Up to 4 WAN ports; Enterprise-level VPN; Controller integration; Cloud access; 110 W PoE budget
Ceiling Mount APs	EAP613	Hall, villa, corridor	Wi-Fi 6; Up to 1.8 Gbps Wi-Fi speed; 1× Gigabit RJ45 port; Mesh; Seamless roaming; Captive portal; 802.3at PoE power supply
Wall Plate APs	EAP615-Wall	Suite room, villa	Wi-Fi 6; Full in-room Wi-Fi coverage; Up to 1.8 Gbps Wi-Fi speed; Thin design; Captive portal; 4× Gigabit RJ45 ports; Supports 802.3af/at PoE input and PoE passthrough
Outdoor APs	EAP610-Outdoor	Outdoor parking, garden/yard, outdoor area	Wi-Fi 6; Up to 1.8 Gbps Wi-Fi speed; 1× Gigabit RJ45 port; 802.3at and Passive PoE power supply; Mesh; Seamless roaming; IP67 weatherproof enclosure

Typical Cases

Name	Location	Name	Location
Dormitory of Ilyas & Mustafa Galadari Group	UAE	The Muse Kamphaeng Saen	Thailand
Westlite Dormitory	Singapore	Shenzhen Happy Coast Villa	China
1873 Equestrian Resort	India	Shanghai Dongfang Hongyu Villa District	China

Catering

Restaurants | Cafés | Internet Cafés | Bars | and More



- ✓ 2K+ high-density Wi-Fi
- ✓ Stable wireless online ordering system
- ✓ Boost business through Wi-Fi marketing
- ✓ Seamless roaming
- ✓ Easy management

Typical Cases

Name	Location	Capacity
McDonald's	Ukraine	Multiple Restaurants
Tang Palace Restaurant	Dubai	600 Customers at Peak Time
Tim Hortons	KSA	15 Branches, 1000+ Clients,

Name	Location	Capacity
Tsui Wah Restaurant	Hong Kong, China	30 Restaurants
Texas Roadhouse Restaurant	USA	420 Restaurants

TSUI WAH Restaurant



Name: Tsui Wah Restaurant (Chain Restaurant)
Capacity: 30 restaurants
Location: Hong Kong, China
Products: AP: 80× EAP220 (two or three EAP220 for each restaurant); Switch: 30× TL-SG1008P PoE Switches



Benefits

- A stable wireless food ordering system for customers in each restaurant was established.
- An array of features provide better stability and faster speeds.
- The wider and interference-free 5 GHz band is supported to improve Wi-Fi speed and stability.
- Rate limits help ensure a better overall Wi-Fi experience even during the busy dinnertime rush.
- The Omada Software Controller with multi-site management is free of charge.

Testimonial

"TP-Link's solution provides the same Wi-Fi performance at a much better price, which works within our budget much better. TP-Link helps us provide much better Wi-Fi than before. This improves our service substantially and our reputation among customers."
 —Mr. Ben Leung, IT Engineer of the restaurant.

Transportation

Railway Stations | Airports | Bus Stations | Subway Stations | and More



- ✓ Full Wi-Fi coverage in large open spaces
- ✓ Seamless roaming
- ✓ High-concurrent clients
- ✓ Easy deployment in indoor and outdoor areas
- ✓ High network security in public areas

Typical Cases

Name	Location
Shenzhen Airport T4 Terminal (Construction Site)	China

Name	Location
Changchun West Railway Station (Massage Chairs Program)	China
China Railway Shanghai Engineering Bureau	China

Healthcare Hospitals | Clinics | Health Examination Agencies | and More



- ✓ Full Wi-Fi coverage and wired connections
- ✓ High security
- ✓ High stability
- ✓ Seamless roaming
- ✓ Easy management

Typical Cases

Name	Location	Capacity
Family Care Hospital	KSA	8 Floors, 500 Staff and Average 300 Patient Visits
Regional Hospital No.1	Russia	-
The Diabetes Centre, Inc. (TDC)	Pakistan	-

Name	Location	Capacity
Dalian Children's Hospital	China	Over 30,000 square feet
Zhoukou Union Orthopaedics Hospital	China	Over 35,000 square feet

Family Care Hospital

Name: Family Care Hospital

Capacity: 8 floors

Location: Riyadh, KSA

Products: AP: 43× EAP245 (the first two floors)



Benefits

- Excellent Wi-Fi signals in the basement, office corridors, conference rooms, and everywhere else.
- The 802.11ac Wi-Fi, combined with advanced 3×3 MIMO technology, ensures superior Wi-Fi speeds and coverage over the 2.4 GHz and 5 GHz wireless bands.
- Each EAP245 supports around 80 clients, making it highly cost-effective.
- The Omada Software Controller makes it easy for centralized management to manage and monitor hundreds of EAPs from a single location. It's also easy to set a captive portal.
- The low-profile design, easy-mount chassis, and PoE support make deployment flexible, easily blending in with interior décor.

HQ and Branch Locations Hotel Chains | Retail Chains | Restaurant Chains | Company Branches | University Branches | School Branches | and More




- ✓ VPN
- ✓ Easy management
- ✓ Network monitoring and troubleshooting
- ✓ High security

Typical Cases

Name	Type	Location	Capacity
True (School Project)	ISP & Education	Thailand	300 Branches
McDonald's	Restaurant Chains	Ukraine	Multiple Restaurants
Tsui Wah Restaurant	Restaurant Chains	Hong Kong, China	30 Restaurants
OneSmart Education Group Ltd.	School Branches	China	Over 100 Branches

Public Services Stadiums | Libraries | Concert Halls | Government



- ✓ Full Wi-Fi coverage in large open spaces
- ✓ High-concurrent clients
- ✓ Easy deployment in indoor and outdoor areas
- ✓ High network security in public areas
- ✓ Secure guest network with captive portal (SMS/Facebook Wi-Fi/Voucher, etc.).
- ✓ Easy centralized management

Typical Cases


Name	Location
Olympic Stadium Grand Torino	Italy
The Institute of Legislation and comparative law under the government of the Russian Federation	Russian
Garrison Public Library	Pakistan

Testimonials




Scan for more info

"We are all thrilled with the Wi-Fi speed, coverage, and reliability of TP-Link's solution."
—Franco Lugani, Director of Communications at Torino F.C.



Big Events Game Tournaments | Exhibitions | Sports | Conferences | and More



- ✓ Convenient installation within a limited time
- ✓ Easy deployment in indoor and outdoor areas
- ✓ High-concurrent clients
- ✓ Reliable connections
- ✓ High network security in public areas
- ✓ Full Wi-Fi coverage in large open spaces
- ✓ Easy centralized management

Typical Cases



Scan for more info

"We chose TP-Link to create our network based on the expert reviews of system administrators in Kazan's internet cafés. TP-Link allowed us to quickly deploy its Wi-Fi access points, which were able to connect over 100 smartphone and tablet-based players to Hearthstone."

—Alexey Talan, CEO at ClickStorm.



Scan for more info

"The TP-Link hardware performed as expected and allowed us to deploy a complex network in a short amount of time, with a minimal amount of troubleshooting required."

—Vlad Rosca, PGL Technical Director







Scan for more info

"TP-Link Romania have provided a high-quality service and the right equipment to meet our requirements in each of the projects we have worked on together. EECC2017 was their toughest challenge so far and they passed with flying colors."

—Marius Radu, EECC Gaming Director.

Product Specifications



Omada Controllers

Model		On-Premises Controller			Omada Cloud-Based Controller
		Omada Hardware Controller		Omada Software Controller	
		OC200	OC300		
Product Picture					
Main Design	Usage Method	Connect to the intranet		Deploy to intranet servers or private clouds	Pay, log in, and use, with zero-touch provisioning
	Pricing Model	Hardware costs		Free	Device license fee
	Cloud Access	√ (Free)		√ (Free)	√ (Device license fee)
	Processor	Dual-Core Cortex-A53 1.2 GHz	Quad-Core Cortex-A72 1.2 GHz	-	-
	Memory Information	1 GB DDR3	2 GB DDR4	-	-
	Storage	4 GB eMMC	8 GB eMMC	-	-
	Interface	2 × 10/100 Mbps Ethernet Ports; 1 × USB 2.0 Port; 1 × Micro USB Port	2 × Gigabit Ethernet Ports; 1 × USB 3.0 Port	-	-
Hardware Design	Power Supply	802.3af/at PoE; Micro USB (DC 5 V / Minimum 1A)	100~240 VAC; 50/60 Hz	-	-
	Dimensions	3.9 × 3.9 × 1.0 in (100 × 98 × 25 mm)	11.6 × 7.1 × 1.7 in (294 × 180 × 44 mm)	-	-
	Environment	Operating Temperature: 0~40 °C (32~104 °F); Storage Temperature: -40~70 °C (-40~158 °F); Operating Humidity: 10~90% RH non-condensing; Storage Humidity: 5~90% RH non-condensing		-	-
Device Management	Support Devices	TP-Link Omada EAP Series Access Points, JetStream Switches, Omada Routers*			
	Management Scale	≤100 APs + 20 Switches + 10 Routers; ≤1,000 Clients	≤500 APs + 100 Switches + 100 Routers; ≤15,000 Clients	≤1,500, depending on the PC / server's hardware specifications	Unlimited**
	Network Type	Small/Medium local networks		Medium/Large networks	Medium/Large multi-site networks
	AP Automatic Discovery			√	
	AP Unified Configuration			√	
	VPN			√	
System Management	Zero-Touch Provisioning	-	-	-	√
	Intelligent Network Analysis, Warning, and Optimization	-	-	-	√
	L3 Management			√	
	Multi-Site Management			√	
	Multi-User Privilege Assignment			√	
	Wi-Fi Heatmap Simulator			√	
	Network Summary Report			√	
	Abnormal Event Warnings and Notifications			√	
	Batch Configuration			√	
	Batch Firmware Upgrading			√	
	Online Firmware Upgrade			√	
	Reboot Schedule			√	
Security	Management VLAN			√	
	MAC Filter			√	
	Encryption	WPA-Personal/Enterprise, WPA2-Personal/Enterprise, WPA3-SAE/Enterprise			
	Access Control			√	
	SSID to VLAN Mapping			√	
Wireless Function	Automatic Channel Selection			√	
	Automatic Transmit Power Adjustment			√	
	Captive Portal	SMS, Facebook Wi-Fi, Voucher, Local User, Simple Password, External RADIUS Portal			
	Seamless Roaming / AI Roaming			√	
	Mesh			√	
	Band Steering			√	
	Load Balance			√	
	Beamforming			√	
	Rate Limit	Based on SSID/Client			
	Wireless Schedule			√	

*Refer to below pages to find the supported JetStream models.









**The management scale of the Omada Cloud-Based Controller may depend on the quantity of purchased device licenses. Go to www.tp-link.com/en/omada-cloud-based-controller/product-list/ to find all the models supported by Omada Cloud-Based Controller.

Omada Wi-Fi 7 Access Points

		Wi-Fi 7	
		Ceiling Mount AP	
Product Picture			
Model		EAP780*	EAP770*
Main Design	Wi-Fi Class	BE22000	BE11000
	Wi-Fi Speed (2.4 GHz)	1376 Mbps	574 Mbps
	Wi-Fi Speed (5 GHz)	8640 Mbps	4320 Mbps
	Wi-Fi Speed (6 GHz)	11520 Mbps	5760 Mbps
	Ethernet Ports	2× 10 G	1× 10 G
	HE320	√	
	Bluetooth	√	
	Power Supply	802.3bt PoE or 12V DC (DC Adapter included)	
	Mounting	Pole/Wall Mounting (Kits included)	
	Management	Omada Software Controller	√
Omada Hardware Controller		√	
Cloud Access		√	
Omada App		√	
Standalone Management		√	
Wireless Functions	4096-QAM	√	
	Multi-Link Operation (MLO)	√	
	Multi-RU	√	
	Preamble Puncturing	√	
	MU-MIMO	√	
	4× Longer OFDM Symbol	√	
	OFDMA	√	
	BSS Coloring	√	
	Mesh**	√	
	Seamless Roaming / AI Roaming**	√	
	Beamforming	√	
	Airtime Fairness	√	
	Automatic Channel Selection	√	
	Transmit Power Control	Adjust Transmit Power on dBm	
	Multiple SSIDs	24 (8 on each radio)	24 (8 on each radio)
Others	Band Steering, Load Balancing, Rate Limit, Wireless / Reboot Schedule		
-	Captive Portal**	SMS, Facebook Wi-Fi, Voucher, Local User, Simple Password, External RADIUS Portal	
	Access Control	√	
	Wireless MAC Address Filtering	√	
-	SSID to VLAN Mapping	√	
	Rogue AP Detection	√	
-	802.1X Support	√	
	WPA3	√	
	Encryption	WPA-Personal/Enterprise, WPA2-Personal/Enterprise, WPA3-Personal/Enterprise	






*These products are being developed, and the product images and specifications may vary then.
 **Omada Mesh, Seamless Roaming, AI Roaming, and Captive Portal require the use of Omada SDN controllers.

Omada Wi-Fi 6E and Wi-Fi 6 Access Points







		Wi-Fi 6E	Wi-Fi 6						
		Ceiling Mount AP							
Product Picture									
Model		EAP690E HD	EAP680**	EAP670	EAP660 HD	EAP653	EAP650	EAP620 HD	EAP610
Product Description		AX11000 Ceiling Mount Wi-Fi 6E Access Point	AX6000 Ceiling Mount Wi-Fi 6 Access Point	AX5400 Ceiling Mount Wi-Fi 6 Access Point	AX3600 Ceiling Mount Wi-Fi 6 Access Point	AX3000 Ceiling Mount Wi-Fi 6 Access Point	AX3000 Ceiling Mount Wi-Fi 6 Access Point	AX1800 Ceiling Mount Wi-Fi 6 Access Point	AX1800 Ceiling Mount Wi-Fi 6 Access Point
Main Design	Wi-Fi Class	AX11000	AX6000	AX5400	AX3600	AX3000	AX3000	AX1800	AX1800
	Wi-Fi Speed (2.4 GHz)	1148 Mbps	1148 Mbps	574 Mbps	1148 Mbps	574 Mbps	574 Mbps	574 Mbps	574 Mbps
	Wi-Fi Speed (5 GHz)	4804 Mbps	4804 Mbps	4804 Mbps	2402 Mbps	2402 Mbps	2402 Mbps	1201 Mbps	1201 Mbps
	Wi-Fi Speed (6 GHz)	4804 Mbps	-	-	-	-	-	-	-
	Ethernet Ports	1× 10 G	1× 2.5 G	1× 2.5 G	1× 2.5 G	1× GE	1× GE	1× GE	1× GE
	Smart Antennas	√	√	-	-	-	-	-	-
	Antennas	TBD	4× 4 dBi (2.4 GHz) 4× 5 dBi (5 GHz)	2× 4 dBi (2.4 GHz) 4× 5 dBi (5 GHz)	4× 4 dBi (2.4 GHz) 4× 5 dBi (5 GHz)	2× 4 dBi (2.4 GHz) 2× 5 dBi (5 GHz)	2× 4 dBi (2.4 GHz) 2× 5 dBi (5 GHz)	2× 4 dBi (2.4 GHz) 2× 5 dBi (5 GHz)	2× 4 dBi (2.4 GHz) 2× 5 dBi (5 GHz)
	HE160	√	√	√	-	√	√	-	-
	Bluetooth	√	-	-	-	-	-	-	-
	Power Supply	802.3bt PoE or 12V DC (DC Adapter included)	802.3at PoE or 12V DC (DC Adapter included)			802.3at PoE or 12V DC	802.3at PoE or 12V DC (DC Adapter included)		
	Mounting	Ceiling/ Wall mounting (Kits included)				Ceiling /Wall Mounting (Kits included); Junction Box Mounting			
	Dimensions (W×D×H)	11 × 11 × 1.8 in (280 × 280 × 45 mm)	9.6 × 9.6 × 2.5 in (243 × 243 × 64 mm)			6.3 × 6.3 × 1.3 in (160 × 160 × 34 mm)			
Environment	Operating Temperature: 0–40 °C (32–104 °F); Storage Temperature: -40–70 °C (-40–158 °F); Operating Humidity: 10–90% RH non-condensing; Storage Humidity: 5–90% RH non-condensing								
Management	Omada Software Controller						√		
	Omada Hardware Controller						√		
	Cloud Access						√		
	Omada App						√		
	Standalone Management						√		
Wireless Functions	1024-QAM						√		
	MU-MIMO						√		
	4× Longer OFDM Symbol						√		
	OFDMA						√		
	BSS Coloring						√		
	Mesh*						√		
	Seamless Roaming / AI Roaming*						√		
	Beamforming						√		
	Airtime Fairness						√		
	Automatic Channel Selection						√		
	Transmit Power Control	Adjust Transmit Power on dBm							
	Multiple SSIDs	24 (8 on each radio)							16 (8 on each radio)
Others	Band Steering, Load Balancing, Rate Limit, Wireless / Reboot Schedule								
Security	Captive Portal*	SMS, Facebook Wi-Fi, Voucher, Local User, Simple Password, External RADIUS Portal							
	Access Control						√		
	Wireless MAC Address Filtering						√		
	SSID to VLAN Mapping						√		
	Rogue AP Detection						√		
	802.1X Support						√		
	WPA3						√		
Encryption	WPA-Personal/Enterprise, WPA2-Personal/Enterprise, WPA3-Personal/Enterprise								

*Omada Mesh, Seamless Roaming, and Captive Portal require the use of Omada SDN controllers.
 **These products are being developed, and the product images and specifications may vary then.

Omada Wi-Fi 6E and Wi-Fi 6 Access Points





		Wi-Fi 6				
		Outdoor AP		Wall Plate AP		
Product Picture						
Model		EAP650-Outdoor	EAP610-Outdoor	EAP655-Wall	EAP650-Wall	EAP615-Wall
Product Description		AX3000 Indoor/Outdoor Wi-Fi 6 Access Point	AX1800 Indoor/Outdoor Wi-Fi 6 Access Point	AX3000 Wall Plate Wi-Fi 6 Access Point	AX3000 Wall Plate Wi-Fi 6 Access Point	AX1800 Wall Plate Wi-Fi 6 Access Point
Main Design	Wi-Fi Class	AX3000	AX1800	AX3000	AX3000	AX1800
	Wi-Fi Speed (2.4 GHz)	574 Mbps	574 Mbps	574 Mbps	574 Mbps	574 Mbps
	Wi-Fi Speed (5 GHz)	2402 Mbps	1201 Mbps	2402 Mbps	2402 Mbps	1201 Mbps
	Ethernet Ports	1× GE	1× GE	4× GE	2× GE	4× GE
	Smart Antennas	√	-	-	-	-
	Antennas	2× 4 dBi (2.4 GHz) 2× 5 dBi (5 GHz)	2× 4 dBi (2.4 GHz) 2× 5 dBi (5 GHz)	2× 3 dBi (2.4 GHz) 2× 3 dBi (5 GHz)	2× 3 dBi (2.4 GHz) 2× 3 dBi (5 GHz)	2× 4 dBi (2.4 GHz) 2× 4 dBi (5 GHz)
	HE160	√	-	√	√	-
	Power Supply	802.3at PoE or 48V Passive PoE (PoE Adapter included)		802.3at/af PoE	802.3af PoE	802.3at/af PoE
	Mounting	Pole/Wall Mounting (Kits Included)		Wall Plate Mounting (Kits Included)		
	Dimensions (W × D × H)	11.0 × 4.2 × 2.2 in (280.4 × 106.5 × 56.8 mm)		5.6 × 3.4 × 0.8 in (143 × 86 × 20 mm)	3.4 × 3.4 × 1.2 in (86.8 × 86.8 × 30.2 mm)	5.6 × 3.4 × 0.8 in (143 × 86 × 20 mm)
	Environment	Operating Temperature: -30~70°C(-22~158°F); Storage Temperature: -40~70 °C (-40~158 °F); Operating Humidity: 10~90% RH non-condensing; Storage Humidity: 5~90% RH non-condensing		Operating Temperature: 0~40 °C (32~104 °F); Storage Temperature: -40~70 °C (-40~158 °F); Operating Humidity: 10~90% RH non-condensing; Storage Humidity: 5~90% RH non-condensing		
Management	Omada Software Controller			√		
	Omada Hardware Controller			√		
	Cloud Access			√		
	Omada App			√		
	Standalone Management			√		
Wireless Functions	1024-QAM			√		
	4× Longer OFDM Symbol			√		
	OFDMA			√		
	BSS Coloring			√		
	Mesh*	√		-		
	Seamless Roaming / AI Roaming*			√		
	MU-MIMO	√		-		√
	Beamforming			√		
	Airtime Fairness	√		-		
	Band Steering			√		
	Load Balancing / Rate Limit			√		
	Wireless / Reboot Schedule			√		
	Automatic Channel Selection			√		
	Transmit Power Control	Adjust Transmit Power on dBm				
Multiple SSIDs	16 (8 on each radio)					
Security	Captive Portal*	SMS, Facebook Wi-Fi, Voucher, Local User, Simple Password, External RADIUS Portal				
	Access Control			√		
	Wireless MAC Address Filtering			√		
	SSID to VLAN Mapping			√		
	Rogue AP Detection			√		
	802.1X Support			√		
	WPA3			√		
Encryption	WPA-Personal/Enterprise, WPA2-Personal/Enterprise, WPA3-Personal/Enterprise					

Omada Wi-Fi 5 Access Points











Wi-Fi 5							
	Ceiling Mount AP			Outdoor AP	Wall Plate AP		
Product Picture							
Model	EAP265 HD	EAP245	EAP225	EAP225-Outdoor	EAP235-Wall	EAP230-Wall	
Product Description	AC1750 Wireless MU-MIMO Gigabit Ceiling Mount Access Point	AC1750 Wireless MU-MIMO Gigabit Ceiling Mount Access Point	AC1350 Wireless MU-MIMO Gigabit Ceiling Mount Access Point	AC1200 Wireless MU-MIMO Gigabit Indoor/Outdoor Access Point	AC1200 Wireless MU-MIMO Gigabit Wall Plate Access Point	AC1200 Wireless MU-MIMO Gigabit Wall Plate Access Point	
Main Design	Wi-Fi Class	AC1750	AC1750	AC1350	AC1200	AC1200	
	Wi-Fi Speed (2.4 GHz)	450 Mbps	450 Mbps	450 Mbps	300 Mbps	300 Mbps	
	Wi-Fi Speed (5 GHz)	1300 Mbps	1300 Mbps	867 Mbps	867 Mbps	867 Mbps	
	Ethernet Ports	2× GE	2× GE	1× GE		4× GE	2× GE
	Antennas	3× 3.5 dBi (2.4 GHz) 3× 4 dBi (5 GHz)	3× 3.5 dBi (2.4 GHz) 3× 4 dBi (5 GHz)	3× 4 dBi (2.4 GHz) 2× 5 dBi (5 GHz)	2× 3 dBi (2.4 GHz) 2× 4 dBi (5 GHz)	2× 4 dBi (2.4 GHz) 2× 4 dBi (5 GHz)	2× 3 dBi (2.4 GHz) 2× 4 dBi (5 GHz)
	Power Supply	802.3af PoE or Passive PoE (PoE Adapter included)			802.3af PoE 24V/0.5A Passive PoE	802.3af/at PoE	802.3af PoE
	Mounting	Ceiling/Wall Mounting (Kits Included)			Pole/Wall Mounting (Kits Included)	Wall Plate Mounting (Kits Included)	
	Dimensions (W × D × H)	8.1 × 7.1 × 1.5 in (205.5 × 181 × 37.1 mm)			8.5 × 1.8 × 1.1 in (215 × 46 × 27 mm)	5.6 × 3.4 × 0.8 in (143 × 86 × 19.7 mm)	3.4 × 3.4 × 1.2 in (86.8 × 86.8 × 30.2 mm)
Environment	Operating Temperature: 0–40 °C (32–104 °F); Storage Temperature: -40–70 °C (-40–158 °F); Operating Humidity: 10–90% RH non-condensing; Storage Humidity: 5–90% RH non-condensing			Operating Temperature: -30–70 °C (-22–158 °F); Storage Temperature: -40–70 °C (-40–158 °F); Operating Humidity: 10–90% RH non-condensing; Storage Humidity: 5–90% RH non-condensing	Operating Temperature: 0–40 °C (32–104 °F); Storage Temperature: -40–70 °C (-40–158 °F); Operating Humidity: 10–90% RH non-condensing; Storage Humidity: 5–90% RH non-condensing		
Management	Omada Software Controller				✓		
	Omada Hardware Controller				✓		
	Cloud Access				✓		
	Omada App				✓		
	Standalone Management				✓		
Wireless Functions	Mesh*				✓	-	
	Seamless Roaming / AI Roaming*				✓	-	
	MU-MIMO				✓		
	Beamforming				✓		
	Airtime Fairness				✓	-	
	Band Steering				✓		
	Load Balancing / Rate Limit				✓		
	Wireless / Reboot Schedule				✓		
	Automatic Channel Selection				✓		
	Transmit Power Control				Adjust Transmit Power on dBm		
Multiple SSIDs				16 (8 on each radio)			
Security	Captive Portal*				SMS, Facebook Wi-Fi, Voucher, Local User, Simple Password, External RADIUS Portal		
	Access Control				✓		
	Wireless MAC Address Filtering				✓		
	SSID to VLAN Mapping				✓		
	Rogue AP Detection				✓		
	802.1X Support				✓		
	Encryption				WPA-Personal/Enterprise, WPA2-Personal/Enterprise		

*Omada Mesh, Seamless Roaming, and Captive Portal require the use of Omada SDN controllers.

Omada Wi-Fi 4 Access Points









Wi-Fi 4					
		Ceiling Mount AP		Outdoor AP	Wall Plate AP
Product Picture					
Model		EAP115	EAP110	EAP110-Outdoor	EAP115-Wall
Product Description		300 Mbps Wireless N Ceiling Mount Access Point	300 Mbps Wireless N Ceiling Mount Access Point	300 Mbps Wireless N Outdoor Access Point	300 Mbps Wireless N Wall Plate Access Point
Main Design	Wi-Fi Class	N300		N300	N300
	Wi-Fi Speed (2.4 GHz)	300 Mbps			
	Ethernet Ports	1 × 10/100 Mbps			2 × 10/100 Mbps
	Antennas	2 × 4 dBi (2.4 GHz)		2 × 3 dBi (2.4 GHz)	2 × 1.8 dBi (2.4 GHz)
	Power Supply	802.3af PoE or 9V/0.6A DC (Power Adapter included)	24V Passive PoE (Power Adapter included)	24V Passive PoE (Power Adapter included)	802.3af PoE
	Mounting	Ceiling/Wall Mounting (Kits Included)		Pole/Wall Mounting (Kits Included)	Wall Plate Mounting (Kits Included)
	Dimensions (W × D × H)	7.5 × 6.8 × 1.2 in (189.4 × 172.3 × 29.5 mm)		8.5 × 1.8 × 1.1 in (215 × 46 × 27 mm)	3.4 × 3.4 × 1.2 in (86.8 × 86.8 × 30.2 mm)
	Environment	Operating Temperature: 0–40 °C (32–104 °F); Storage Temperature: -40–70 °C (-40–158 °F); Operating Humidity: 10–90% RH non-condensing; Storage Humidity: 5–90% RH non-condensing		Operating Temperature: -30–70 °C (-22–158 °F); Storage Temperature: -40–70 °C (-40–158 °F); Operating Humidity: 10–90% RH non-condensing; Storage Humidity: 5–90% RH non-condensing	Operating Temperature: 0–40 °C (32–104 °F); Storage Temperature: -40–70 °C (-40–158 °F); Operating Humidity: 10–90% RH non-condensing; Storage Humidity: 5–90% RH non-condensing
Management	Omada Software Controller				✓
	Omada Hardware Controller				✓
	Cloud Access				✓
	Omada App				✓
	Standalone Management				✓
Wireless Functions	Mesh*				-
	Seamless Roaming / AI Roaming*				-
	MU-MIMO				-
	Beamforming				-
	Airtime Fairness				-
	Band Steering				-
	Load Balancing / Rate Limit				✓
	Wireless / Reboot Schedule				✓
	Automatic Channel Selection				✓
	Transmit Power Control	Adjust Transmit Power on dBm			
	Multiple SSIDs	8			
Security	Captive Portal*	SMS, Facebook Wi-Fi, Voucher, Local User, Simple Password, External RADIUS Portal			
	Access Control				✓
	Wireless MAC Address Filtering				✓
	SSID to VLAN Mapping				✓
	Rogue AP Detection				✓
	802.1X Support				✓
	Encryption	WPA-Personal/Enterprise, WPA2-Personal/Enterprise			

Omada Pro Switches

		Core Switches			Aggregation Switches			Access Switches				
		100G	25G + 100G Uplink	10G + 25G Uplink	2.5G + 25G Uplink			GE + 10G Uplink				
Product Picture												
Model		Omada Pro S750-32C	Omada Pro S750-24Y4C	Omada Pro S750-26XF6Y	Omada Pro S650-48M6Y	Omada Pro S650-24MPP4Y	Omada Pro S650-24M4Y	Omada Pro S650-48GP6XF	Omada Pro S650-48G6XF	Omada Pro S650-24GP4XF	Omada Pro S650-24G4XF	
Hardware	Gigabit RJ45 Ports	-	-	-	-	-	-	48	48	24	24	
	2.5G RJ45 Ports	-	-	-	48	24	24	-	-	-	-	
	10G SFP+ Ports	-	-	26	-	-	-	6	6	4	4	
	25G SFP28 Ports	-	24	6	6	4	4	-	-	-	-	
	100G QSFP28 Ports	32	4	-	-	-	-	-	-	-	-	
	USB Ports	2× USB 3.0			2× USB 2.0							
	Console Ports	1× RJ45 + 1× USB Type C Console Port										
	Power Supply	100–240 V~50/60 Hz										
	RPS (Redundant Power Supply)	√										
	Installation	Rackmount										
Stacking	√											
PoE	PoE Standard	-	-	-	-	802.3af/at/bt	-	802.3af/at	-	802.3af/at	-	
	PoE Port	-	-	-	-	24	-	48	-	24	-	
	PoE Auto Recovery	-	-	-	-	√	-	√	-	√	-	
Performance	Switching Capacity (Gbps)	6400	2000	820	540	320	320	216	216	128	128	
	Forwarding Rate (Mpps)	4761.9	1488.1	610.1	401.8	238.1	238.1	160.7	160.7	95.2	95.2	
	Processor	Quad-core, 2.2GHz (TBD)	Quad-core, 1.2GHz (TBD)			Dual-core, 1.5GHz (TBD)						
L3 Features	Static Routing	√										
	PIM-SM and PIM-DM	√										
	RIP	√										
	OSPF	√										
	BGP	√			TBD							
Others	ECMP, PBR, VRF, Multicast Routing, VRRP, DHCP Server/Relay, ARP Proxy											
L2 Features	VXLAN	√			TBD							
	EVPN	√			TBD							
	VLAN	802.1Q/MAC/Protocol/Private/Voice VLAN										
	QoS	√										
	Others	V1/V2/V3 IGMP Snooping, Multicast, STP/RSTP/MSTP, ERPS, Loopback Detection, IPv6, QinQ, MAC Flapping, Rate Limit, Port Isolation, Port Mirroring, Static LAG / LACP, DHCP Snooping										
System Management	Controller Mode	Omada Software/Hardware Controller; Omada App; Automatic Device Discovery; Batch Configuration; Batch Firmware Upgrading; Intelligent Network Monitoring; Abnormal Event Warnings; Unified Configuration; Reboot Schedule										
	Standalone Mode	√										
	ZTP	√										
	Others	CLI, SPAN/ RSPAN/ ERSPAN, sFlow, Cable Diagnostics, Configuration rollback, Hotfix, NETCONF, SNMP										











*These products are being developed, and the product images and specifications may vary then.

JetStream Switches by Omada SDN

		Full 10G			2.5GE + 10G Uplink					
Product Picture										
Model		TL-SX3206HPP	TL-SX3016F	TL-SX3008F	TL-SG3428XPP-M2*	TL-SG3218XP-M2*	TL-SG3210XHP-M2	TL-SG3428X-M2*	TL-SG3210X-M2*	
Layer		L2+ Managed								
Hardware	2.5GRJ45 Ports	-	-	-	24	16	8	24	8	
	10G RJ45 Ports	4	-	-	-	-	-	-	-	
	10G SFP+ Ports	2	16	8	4	2	2	4	2	
	Console Ports	1 RJ45+1 Micro-USB								
	Power Supply	100-240 VAC, 50/60 Hz								
	RPS (Redundant Power Supply)	-	√	-	-	-	-	-	-	-
	Fanless	2 Fans	1 Fan	√	TBD	TBD	2 Fans	TBD	√	
	Dimensions (W × D × H)	294×180×44 mm	440×220×44 mm	440×180×44 mm	440×330×44 mm (TBD)	440×220×44 mm (TBD)	440×180×44 mm	440×180×44 mm (TBD)	294×180×44 mm	
	Installation	Rackmount / Desktop	Rackmount	Rackmount	Rackmount	Rackmount	Rackmount	Rackmount	Rackmount / Desktop	
	Operating Temperature	0-50 °C	0-45 °C	0-45 °C	0-40 °C	0-40 °C	0-50 °C	0-40 °C	0-40 °C	
PoE	PoE Standard	802.3af/at/bt	-	-	802.3af/at/bt	802.3af/at	802.3af/at	-	-	
	PoE Port	4× PoE++	-	-	8× PoE++ 16× PoE+	8× PoE+	8× PoE+	-	-	
	PoE Power Budget	200 W	-	-	500 W (TBD)	240 W (TBD)	240 W	-	-	
	PoE Auto Recovery	√	-	-	√	√	√	-	-	
Performance	Switching Capacity (Gbps)	120	320	160	200	120	80	200	80	
	Forwarding Rate (Mpps)	89.3	238.1	119.0	148.8	89.3	59.5	148.8	59.5	
	MAC Address Table	32 K			32 K (TBD)	16 K (TBD)	16 K	16 K (TBD)	16 K (TBD)	
	Jumbo Frame	9 KB								
L2+ Feature	Static Routing	√								
	DHCP Server/ Relay	√								
	ARP Proxy	√								
L2+ Features	IGMP Snooping	V1/V2/V3								
	STP/RSTP/ MSTP	√								
	Loopback Detection	√								
	QinQ	√								
	VLAN	802.1Q/MAC/Protocol/Private/Voice VLAN								
	QoS	8 Queues, Port/802.1p/DSCP QoS								
	Rate Limit	√								
	Port Isolation	√								
	Port Mirroring	√								
	Link Aggregation	Static LAG / LACP								
DHCP Snooping	√									
Security	Security Functions	DoS Defend, Access Control List, IP + MAC + PORT + VID Binding, Storm Control, Port Security, SSH & SSL, IP Source Guard, Dynamic ARP Inspection, IEEE 802.1X Authentication								
System Management	Controller Mode	Omada Software/Hardware Controller; Omada App; Automatic Device Discovery; Batch Configuration; Batch Firmware Upgrading; Intelligent Network Monitoring; Abnormal Event Warnings; Unified Configuration; Reboot Schedule								
	Standalone Mode	√								


*These products are being developed, and the product images and specifications may vary then.

JetStream Switches by Omada SDN

		1GE + 10G Uplink					1GE				
Product Picture											
Model		TL-SG3452XP	TL-SG3428XMP	TL-SG3452X	TL-SG3428X	TL-SG3428XF	TL-SG3452P	TL-SG3452	TL-SG3428MP	TL-SG3428	TL-SG3210 (v3 and above)
Layer		L2+ Managed									
Hardware	Gigabit RJ45 Ports	48	24	48	24	-	48	48	24	24	8
	Gigabit SFP Ports	-	-	-	-	20	4	4	4	4	2
	Gigabit RJ45/SFP Combo Ports	-	-	-	-	4	-	-	-	-	-
	10G SFP+ Ports	4	4	4	4	4	-	-	-	-	-
	Console Ports	1 RJ45+1 Micro-USB									
	Power Supply	100-240 VAC, 50/60 Hz									
	RPS (Redundant Power Supply)	-	-	-	-	√	-	-	-	-	-
	Fanless	3 Fans	2 Fans	√	√	1 Fan	3 Fans	√	2 Fans	√	√
	Dimensions (W × D × H)	440×330×44 mm	440×330×44 mm	440×220×44 mm	440×180×44 mm	440×220×44 mm	440×330×44 mm	440×220×44 mm	440×330×44 mm	440×180×44 mm	294×180×44 mm
	Installation	Rackmount	Rackmount	Rackmount	Rackmount	Rackmount	Rackmount	Rackmount	Rackmount	Rackmount	Rackmount / Desktop
Operating Temperature	0-40°C	0-45 °C	0-45 °C	0-45 °C	0-45 °C	0-40°C	0-40°C	0-45 °C	0-45 °C	0-45 °C	
PoE	PoE Standard	802.3af/at	802.3af/at	-	-	-	802.3af/at	-	802.3af/at	-	-
	PoE Port	48× PoE+	24× PoE+	-	-	-	48× PoE+	-	24× PoE+	-	-
	PoE Power Budget	500 W	384 W	-	-	-	384 W	-	384 W	-	-
	PoE Auto Recovery	√	√	-	-	-	√	-	√	-	-
Performance	Switching Capacity (Gbps)	176	128	176	128	128	104	104	56	56	20
	Forwarding Rate (Mpps)	130.9	95.2	130.9	95.2	95.2	77.4	77.4	41.7	41.7	14.9
	MAC Address Table	16 K					16 K	16 K	16 K (v2 and above), 8 K (v1.x)	16 K (v2.x), 8 K (v1.x)	8 K
	Jumbo Frame	9 KB					9 KB				
L2+ Features	Static Routing	√									
	DHCP Server/Relay	√									
	ARP Proxy	√									
L2 Features	IGMP Snooping	V1/V2/V3									
	STP/RSTP/MSTP	√									
	Loopback Detection	√									
	QinQ	√									
	VLAN	802.1Q/MAC/Protocol/Private/Voice VLAN									
	QoS	8 Queues, Port/802.1p/DSCP QoS									
	Rate Limit	√									
	Port Isolation	√									
	Port Mirroring	√									
	Link Aggregation	Static LAG / LACP									
DHCP Snooping	√										
Security	Security Functions	DoS Defend, Access Control List, IP + MAC + PORT + VID Binding, Storm Control, Port Security, SSH & SSL, IP Source Guard, Dynamic ARP Inspection, IEEE 802.1X Authentication									
System Management	Controller Mode	Omada Software/Hardware Controller; Omada App; Automatic Device Discovery; Batch Configuration; Batch Firmware Upgrading; Intelligent Network Monitoring; Abnormal Event Warnings; Unified Configuration; Reboot Schedule									
	Standalone Mode	√									








*These products are being developed, and the product images and specifications may vary then.

JetStream Switches by Omada SDN

		1GE									FE + 1G	
Product Picture												
Model	TL-SG2428P	TL-SG2218P*	TL-SG2218	TL-SG2016P*	TL-SG2210MP	SG2210P (v3.2 and above, except v3.6)	TL-SG2008P	TL-SG2005P-PD	TL-SG2008 (v3 and above)	TL-SL2428P (v4.2 and above, except v4.6)		
Layer	Smart											
Hardware	10/100 Mbps RJ45 Ports	-	-	-	-	-	-	-	-	-	24	
	Gigabit RJ45 Ports	24	16	16	16	8	8	8	5	8	2	
	Gigabit SFP Ports	4	2	2	-	2	2	-	-	-	-	
	Gigabit RJ45/SFP Combo Ports	-	-	-	-	-	-	-	-	-	2	
	Power Supply	100-240 VAC, 50/60 Hz	100-240 VAC, 50/60 Hz	100-240 VAC, 50/60 Hz	53.5VDC/2.43A	100-240 VAC, 50/60 Hz	53.5 VDC / 1.31A		PoE++ in	12 VDC/1 A External Adapter or Obtain Power from PoE Source	100-240 VAC, 50/60 Hz	
	Fanless	2 Fans	TBD	√	√	1 Fan	√	√	√	√	2 Fans	
	Dimensions (W × D × H)	440×220×44 mm	440×180×44 mm	440×180×44 mm	286 × 111 × 25 mm	294×180×44 mm	209×126×26 mm	209×126×26 mm	158 × 101 × 25 mm (TBD)	209×126×26 mm	440×180×44 mm	
	Installation	Rackmount	Rackmount	Rackmount	Desktop	Rackmount / Desktop	Desktop	Desktop	Desktop	Desktop	Rackmount	
	Operating Temperature	0-50 °C	0-40°C	0-40°C	0-40°C	0-50 °C	0-40°C	0-40°C	0-40°C	0-40°C	0-50 °C	
PoE	PoE Standard	802.3af/at	802.3af/at	-	802.3af/at	802.3af/at	802.3af/at	802.3af/at	802.3af/at	-	802.3af/at	
	PoE Port	24× PoE+	16× PoE+	-	8× PoE+	8× PoE+	8× PoE+	4× PoE+	4× PoE+	-	24× PoE+	
	PoE Power Budget	250 W	150 W (TBD)	-	120W	150 W	61 W	62 W	52 W (TBD)	-	250 W	
Performance	Switching Capacity (Gbps)	56	36	36	32	20	20	16	10	16	12.8	
	Forwarding Rate (Mpps)	41.7	26.8	26.8	23.8	14.9	14.9	11.9	7.4	11.9	9.5	
	MAC Address Table	8 K										
	Jumbo Frame	9 KB										
L2+ Feature	Static Routing	√										
	DHCP Server/ Relay	√										
	ARP Proxy	√										
L2 Features	IGMP Snooping	V1/V2/V3										
	STP/RSTP/ MSTP	√										
	Loopback Detection	√										
	QinQ	√										
	VLAN	802.1Q/MAC/Protocol/Voice VLAN										
	QoS	8 Queues, Port/802.1p/DSCP QoS										
	Rate Limit	√										
	Port Isolation	√										
	Port Mirroring	√										
	Link Aggregation	Static LAG / LACP										
Security	Security Functions	DoS Defend, Access Control List, IP + MAC + PORT + VID Binding, Storm Control, Port Security, SSH & SSL, IP Source Guard, Dynamic ARP Inspection, IEEE 802.1X Authentication										
	System Management	Controller Mode	Omada Software/Hardware Controller; Omada App; Automatic Device Discovery; Batch Configuration; Batch Firmware Upgrading; Intelligent Network Monitoring; Abnormal Event Warnings; Unified Configuration; Reboot Schedule									
	Standalone Mode	√										



*These products are being developed, and the product images and specifications may vary then.

Omada VPN Routers

		10G	2.5G		1G				
Product Picture									
Model		ER8411	ER7412-M2*	ER707-M2*	ER7206	ER706W*	ER706W-4G*	ER605 (v2)	
Hardware	Interface	<ul style="list-style-type: none"> • 2x 10GE SFP+ Ports (1 WAN, 1 WAN/LAN) • 1x GE SFP WAN/LAN Ports • 8x GE RJ45 WAN/LAN Ports • 1x RJ45 Console Ports • 2x USB 3.0 Ports 	<ul style="list-style-type: none"> • 2x 2.5G RJ45 Ports (1 WAN, WAN/LAN) • 2x Gigabit-SFP WAN/LAN Ports • 8x Gigabit RJ45 WAN/LAN Ports 	<ul style="list-style-type: none"> • 2x 2.5G RJ45 Ports (1 WAN, WAN/LAN) • 1x Gigabit-SFP WAN/LAN Ports • 4x Gigabit RJ45 WAN/LAN Ports (TBD) 	<ul style="list-style-type: none"> • 1x Gigabit SFP WAN Ports • 5x Gigabit RJ45 Ports (1 WAN, 2 WAN/LAN, 2 LAN) 	<ul style="list-style-type: none"> • 1x Gigabit SFP WAN/LAN Ports • 5x Gigabit RJ45 Ports (1 WAN, 4 WAN/LAN) 	<ul style="list-style-type: none"> • 1x Gigabit SFP WAN/LAN Ports • 5x Gigabit RJ45 Ports (1 WAN, 4 WAN/LAN) 	<ul style="list-style-type: none"> • 4x Gigabit RJ45 Ports (1 WAN, 2 WAN/LAN, 2 LAN) • 1x USB Ports 	
	RPS (Redundant Power Supply)	•	-						
	Processor	Quad-Core, 2.2 GHz	Quad-Core, 2 GHz (TBD)	Dual-Core, 1.3 GHz (TBD)	Dual-Core, 1 GHz	Dual-Core, 1.3 GHz (TBD)	Dual-Core, 1.3 GHz (TBD)	Dual-Core, 880 MHz	
	WiFi	-	-	-	-	AX3000	AX3000	-	
	LTE	-	-	-	-	-	4G+ Cat6	-	
Installation	Rackmount	Rackmount/Desktop	Desktop	Desktop	Desktop	Desktop	Desktop		
Performance	Concurrent Sessions	2,300,000	TBD	TBD	150,000	TBD	TBD	150,000	
	NAT Throughput	9449 Mbps	TBD	TBD	940 Mbps	TBD	TBD	946 Mbps	
	IPSec VPN Throughput	2080.20 Mbps	TBD	TBD	294 Mbps	TBD	TBD	248 Mbps	
	WAN Connection Type	Static/Dynamic IP, PPPoE, PPTP, L2TP, 6to4 Tunnel, Pass-Through							
	Others	Multiple-Net DHCP, 802.1Q VLAN, IPTV, IPv6							
IPSecVPN	IPSecVPN Tunnel	300	TBD	TBD	100	TBD	TBD	20	
	Authentication & Encryption	DES, 3DES, SHA1, SHA2, AES128, AES192, AES256, IKEv1, IKE v2**							
	IPSec NAT Traversal (NAT-T)	✓	✓	✓		✓			
PPTP VPN	PPTP VPN Tunnel	300(Shared with L2TP)	TBD	TBD	100	TBD	TBD	20	
	Authentication & Encryption	DES, 3DES, SHA1, SHA2, AES128, AES192, AES256, IKEv1, IKE v2**							
	IPSec NAT Traversal (NAT-T)	✓	✓	✓		✓			
L2TP VPN	L2TP VPN Tunnels	300 (Shared with PPTP)	TBD	TBD	50	TBD	TBD	16	
	PPTP VPN Server	✓	✓	✓		✓			
	PPTP VPN Client	✓	✓	✓		✓			
OpenVPN	OpenVPN Tunnels*	110	TBD	TBD	50	TBD	TBD	16	
SSL VPN	SSL VPN Tunnels	500	TBD	TBD					
Security	Security Functions	Access Control List, URL/Keyword Filter, DoS Defense, ARP Inspection, MAC Filter							
Load Balance	Line Backup	✓	✓	✓		✓			
	Online Detection	✓	✓	✓		✓			
	Smart Load Balance	✓	✓	✓		✓			
NAT	One-to-One NAT	✓	✓	✓		✓			
	Multiple-nets NAT	✓	✓	✓		✓			
	Virtual Server	✓	✓	✓		✓			
	Port Triggering	✓	✓	✓		✓			
Routing	ALG	✓	✓	✓		✓			
	Static Routing	✓	✓	✓		✓			
System Management	Policy Routing	✓	✓	✓		✓			
	Centralized Cloud Management	✓	✓	✓		✓			
	SNMP	v1/v2c/v3	v1/v2c/v3	v1/v2c/v3		v1/v2c/v3			
	Web Interface	✓	✓	✓		✓			

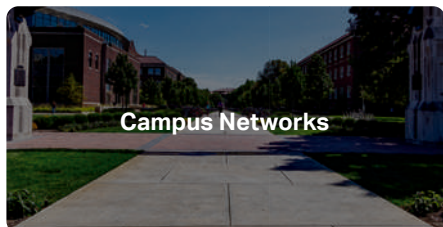

*These features require the use of Omada Hardware Controller, Software Controller, or Cloud-Based Controller
 **Use of the feature requires further software upgrades

Omada Integrated Routers

Model	ER8410PC-M2*	ER7212PC
Product Picture		
Interface	2× 10GE SFP+ Ports (1 WAN, 1 WAN/LAN) 4× 2.5GE RJ45 Ports (1 WAN, 3 PoE+ LAN)(TBD) 4× GE RJ45 Ports (4 PoE+ LAN)	2× GE SFP Ports (2 WAN/LAN) 2× GE RJ45 Ports (1 WAN, 1 WAN/LAN) 8× GE RJ45 PoE+ Ports (LAN)
Installation	Rackmount / Desktop	Desktop / Wall-mounting
Lightning Protection	4 KV	
Controller Integrated	✓	•
Cloud Access	• (Free)	• (Free)
PoE Standards	802.3at/af	802.3at/af
PoE Ports	7(TBD)	8
PoE Budget	150 W (TBD)	110 W
WAN Connection Type	Static/Dynamic IP, PPPoE, PPTP, L2TP	
VPN	IPSec, PPTP, L2TP, L2TP over IPSec, OpenVPN	
Advanced Functions	IPv6, Load Balance, DHCP Server, Multi-Net DHCP, 802.1Q VLAN, Static Routing, Policy Routing, URL/Keyword Filter, MAC Filter, Attack Defense, DoS Defense, ARP Inspection, Line Backup	

SFP/SFP+ Modules—Combined with Switches to Provide High-Speed Fiber Connections



TP-Link offers a variety of fiber modules to suit your fiber connectivity applications. Multi-mode and single-mode modules with 1000Base SFP or 10GBase SFP+ ports are available, ideal for linking enterprise fiber networks, campus fiber networks, ISP networks, and more.



TP-Link SFP/SFP+ Modules at a Glance

Product Picture										
Model	TL-SM5110-LR	TL-SM5110-SR	TL-SM311LS	TL-SM311LM	TL-SM321A	TL-SM321B	TL-SM321A-2	TL-SM321B-2	TL-SM5310-T	TL-SM331T
Data Rate	10 Gbps		1.25 Gbps						10.31 Gbps	1.25 Gbps
Fiber Ports	2× LC/UPC Duplex Ports		2× LC/UPC Duplex Ports		1× LC/UPC Simplex Port				-	
RJ45 Ports	-								1× 10 Gbps RJ45 Port	1× 1000 Mbps RJ45 Port
Transmission Distance	10 km	300 m	20 km	550 m	20 km		2 km		31 m	100 m
Transmission Media	Dual Single-Mode Fibers	Dual Multi-Mode Fibers	Dual Single-Mode Fibers	Dual Multi-Mode Fibers	Single Single-Mode Fiber				Cat 6a or above Ethernet Cable	Cat 5e or above Ethernet Cable
Wavelength	1310 nm	850 nm	1310 nm	850 nm	TX: 1550 nm RX: 1310 nm	TX: 1310 nm RX: 1550 nm	TX: 1550 nm RX: 1310 nm	TX: 1310 nm RX: 1550 nm	-	-
Operating Temperature	0–70 °C (32–158 °F)									
Environment	Storage Temperature: -40–85 °C (-40–185 °F); Operating Humidity: 10–90% RH Non-Condensing; Storage Humidity: 5–90% RH Non-Condensing									

TP-Link 10G SFP+ Direct Attach Cable at a Glance

Product Picture		
Model	TL-SM5220-3M	TL-SM5220-1M
Length	3 m	1 m
Connector Type	10G SFP+ connector on both sides	
Cable Type	Passive Twinax	
Data Rate	10 Gbps	
Environment	Operating Temperature: 0–70 °C (32–158 °F); Storage Temperature: -40–80 °C (-40–176 °F); Operating Humidity: 10–90% RH Non-Condensing; Storage Humidity: 5–90% RH Non-Condensing	

